

Individual Spec Sheet

L2STR

LED STRIP

3 CCT and 3 Power Selectable

ORDERING INFORMATION

Order code: 69394
Model number: L2STR-96LP90-Q/3C
UPC: 069549027022
Case quantity: 1
DLC unique ID: S-5FR32B (DLC Premium) / S-52LY8 (DLC Standard)

PHYSICAL DATA

Length in. (cm): 94 1/4 (239.34)
Lens material: Frosted PMMA
Housing material: 24 gauge white powder painted steel
Mounting: Surface, suspended or row mounted (V-Hooks and junction box cover included)

PERFORMANCE DATA

Watts (W): 65/75/90
Volts (V AC): 120-347
Color temperature (K):¹ 3 500/4 000/5 000
Lumen output (lm):² 9 750/11 100/12 780
Efficacy (lm/W): 135
CRI: 80+
Life L70 (h):³ 156 000
Tested LM-80 (h):³ 10 000
Dimming: 0-10 V
Power factor: 0.90
THD (%): 10
Frequency (Hz): 50/60
Surge protection (kV): 2.5
Input current (A): 0.54-0.19/0.63-0.22 / 0.75-0.26
Operating temp. range: -20 °C to 50 °C (-4 °F to 122 °F)

¹ Typical color temperature range: +/- 5 %.

² Lumen values are based on 4 000 K default programming. Please refer to the LUMEN SPECIFICATION TABLE for more details on other color temperatures.

³ Life hours are derived from IESNA LM80-08 testing report and projected per IESNA TM-21-11 extrapolations.

LUMEN SPECIFICATION TABLE

Watts (W)	3 500 K		4 000 K		5 000 K	
	Lumen output (lm)	Efficacy (lm/W)	Lumen output (lm)	Efficacy (lm/W)	Lumen output (lm)	Efficacy (lm/W)
65	9 100	140	9 750	150	9 230	142
75	10 350	138	11 100	148	10 500	140
90	12 150	135	12 780	142	12 060	134

DEFAULT PROGRAMMING

75 W / 4 000 K



Not all products are qualified on the DLC QPL.
 To view our DLC qualified products, please
 consult the DLC Qualified Products List at
www.designlights.org/search.

ACCESSORIES (order separately)

Order code	Type
68676	Suspension kit - 2 chains (1 m)
69082	10' Aviation cable kit with canopy, power cord & dimming wires
69405	Continuous row mounting connector
69398	Transparent end caps (set of 2)
69413	Wire guard kit 48" ¹
69397	Replacement lens 96"

¹ For 96" luminaires, order 2 units

COMPATIBLE DIMMERS¹

Brand	Model
Leviton	IllumaTech IP710-LFZ DS710
Lutron	Maestro MS-Z101 Nova T NTSTV DIVA DVSTV
Legrand	RH4FBL3PW
Philips	Sunrise SR1200ZTUNV

Dimming range: 0%-100%

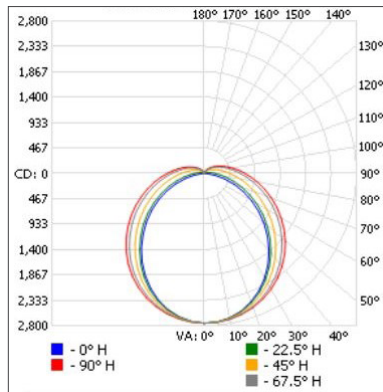
¹ This table shows dimmers that have been tested and have demonstrated proper operation under normal conditions. Each installation being unique, various factors such as load, common neutrals or other electrical products on the circuit can, in certain instances, cause variance in system performance. Read and comply to the dimmer installation instructions. Consult dimming system manufacturer for additional support in operation. Some dimmers may require more than one product for stable operation. Stanpro recommends to use dimmers designed to work with LED products. Older dimmers designed for incandescent products may cause erratic operation.

DIMENSIONS AND WEIGHT



Net weight (lbs)	8.5
------------------	-----

Data is based upon tests performed in a controlled environment. Actual performance can vary depending on operating conditions. All products are subject to change or may be discontinued any time without notice. Please contact your Stanpro customer service representative to confirm inventory levels at time of order.

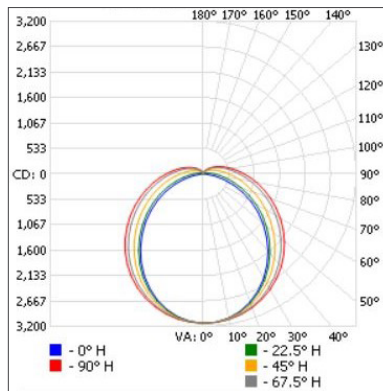
PHOTOMETRIC DATA¹
69394 • L2STR-96LP90-Q/3C • 65 W • 4 000 K • 9 743.1 lm
Polar candela distribution

Zonal lumen summary

Zone	Lumens	% Fixture
0-30	2 130.1	21.9%
0-40	3 487.7	35.8%
0-60	6 237.0	64%
60-90	2 526.7	25.9%
70-100	1 788.3	18.4%
90-120	780.9	8%
0-90	8 763.7	89.9%
90-180	979.4	10.1%
0-180	9 743.1	100%

Illuminance at a distance

Center beam fc	Beam width
1.7'	4.2' 7.9'
3.3'	8.1' 15.3'
5.0'	12.3' 23.2'
6.7'	16.5' 31.1'
8.3'	20.4' 38.5'
10.0'	24.6' 46.4'

■ Vert. spread: 101.8°
■ Horiz. spread: 133.4°

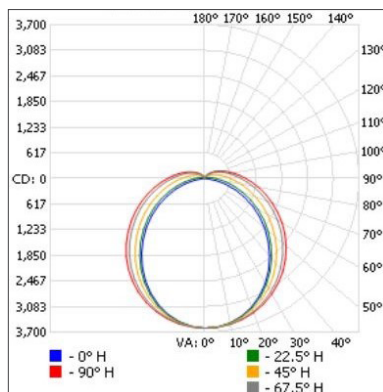
69394 • L2STR-96LP90-Q/3C • 75 W • 4 000 K • 11 091.0 lm
Polar candela distribution

Zonal lumen summary

Zone	Lumens	% Fixture
0-30	2 424.3	21.9%
0-40	3 969.6	35.8%
0-60	7 099.2	64%
60-90	2 875.5	25.9%
70-100	2 034.9	18.3%
90-120	889.2	8%
0-90	9 974.7	89.9%
90-180	1 116.3	10.1%
0-180	11 091.0	100%

Illuminance at a distance

Center beam fc	Beam width
1.7'	4.2' 7.9'
3.3'	8.1' 15.3'
5.0'	12.3' 23.2'
6.7'	16.5' 31.2'
8.3'	20.4' 38.6'
10.0'	24.6' 46.5'

■ Vert. spread: 101.8°
■ Horiz. spread: 133.4°

69394 • L2STR-96LP90-Q/3C • 90 W • 4 000 K • 12 770.5 lm
Polar candela distribution

Zonal lumen summary

Zone	Lumens	% Fixture
0-30	2 786.8	21.8%
0-40	4 563.1	35.7%
0-60	8 162.1	63.9%
60-90	3 310.5	25.9%
70-100	2 344.6	18.4%
90-120	1 028.6	8.1%
0-90	11 472.6	89.8%
90-180	1 297.9	10.2%
0-180	12 770.5	100%

Illuminance at a distance

Center beam fc	Beam width
1.7'	4.2' 7.9'
3.3'	8.1' 15.4'
5.0'	12.3' 23.3'
6.7'	16.5' 31.2'
8.3'	20.5' 38.6'
10.0'	24.7' 46.6'

■ Vert. spread: 101.9°
■ Horiz. spread: 133.5°

¹ Complete IES files available on our website.

Data is based upon tests performed in a controlled environment. Actual performance can vary depending on operating conditions. All products are subject to change or may be discontinued any time without notice. Please contact your Stanpro customer service representative to confirm inventory levels at time of order.