

Project: _____ Type: _____
 Drawn by: _____ Catalogue #: _____ Date: _____

Individual Spec Sheet

L1LEH

LINEAR LED HIGHBAYS

2 FT 120-347 V 17 680 LM 130 W 5 000 K

ORDERING INFORMATION

Order code: 68757
Model number: L1LEH-24LS2-Q/50K
UPC: 069549018983
Case quantity: 1

PHYSICAL DATA

Dimensions in. (mm): 24.8" x 15" (630 mm x 380 mm)
Lens Material: Frosted PMMA
Housing Finish: White Powder Painted 22 Gauge Steel
Mounting: V-Hooks for dual point chain or cable mounting (standard for all configurations).
 Accessories for surface, suspended or pendant mounting also available.

PERFORMANCE DATA

Watts (W): 130
Volts (VAC): 120-347
Colour temperature (K)¹: 5 000
Lumen output (lm)²: 17 680
Efficacy with lens (lm/W): 136
CRI: 80+
Life L70 (h)³: 54 000
THD (%): 9 000
Power factor: >0.9
Dimming: 0-10 V
Operating temp. range: -20 to +50°C
Environment: Damp Location

¹ Typical colour temperature range: +/- 5 %

² Lumen values are derived from photometric testing. Initial lumens range: +/- 10 %

³ Life hours are derived from IESNA LM80-08 testing report and projected per IESNA TM-21-11 extrapolations

COMPATIBLE ACCESSORIES

Order code	Model number	Type
68907	CAS982-VHOOK	V-hook kits for L1LEH
68909	KIT-CHAIN-HB	Chain kit for L1LEH
68910	BKT846	Surface mount bracket for L1LEH
68911	BKT847	Conduit mount kit for L1LEH
68915	WGD911-4FT-W	Wireguard 4ft/6L for L1LEH
68916	KITOSI-EFS06R	High frequency sensor kit for L1LEH
68917	OSI-IFS05R	PIR sensor kit for L1LEH
68918	OSI-RM01	Remote for IFS05R&EFS06R



Not all products are qualified on the DLC QPL.
 To view our DLC qualified products, please consult
 the DLC Qualified Products List at
www.designlights.org/search.

COMPATIBLE DIMMERS¹


Brand	Model
LUTRON	NTSTV-DV, NDTV, DDTV ²
LEVITON	IP710, DS710
LEGRAND	RH4FBL3PW

Dimming range: 10%-100%

¹This table shows dimmers that have been tested and have demonstrated proper operation under normal conditions. Each installation being unique, various factors such as load, common neutrals or other electrical products on the circuit can, in certain instances, cause variance in system performance. Read and comply to the dimmer installation instructions. Consult dimming system manufacturer for additional support in operation. Some dimmers may require more than one product for stable operation. Stanpro recommends to use dimmers designed to work with LED products. Older dimmers designed for incandescent products may cause erratic operation.

²Dim to OFF not available with DDTV for 24" LS1, LS2, LS3 and for 48" LS1.

DIMENSIONS

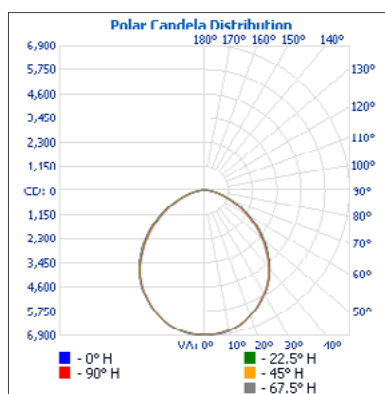


Wattage Range: 65-170W

PHOTOMETRIC DATA¹

68757 • L1LEH-24LS2-Q/50K • 17 634.1 lm


Polar candela distribution



Zonal lumen summary

Zone	Lumens	% Fixture
0-30	5 294.6	30%
0-40	8 601.6	48.8%
0-60	14 610.2	82.9%
60-90	3 023.8	17.1%
0-90	17 634.1	100%

Illuminance at a distance

Center beam fc			Beam width	
1.7'	2 366		4.4'	4.2'
3.3'	628		8.6'	8.2'
5.0'	274		13.0'	12.5'
6.7'	152		17.5'	16.7'
8.3'	99.3		21.7'	20.7'
10.0'	68.4		26.1'	25.0'
<div><div></div>Vert. spread: 105.1°</div>				
<div><div></div>Horiz. spread: 102.6°</div>				

¹ Complete IES files available on our website.

Qty	Description	Price

I accept the specifications of the luminaire configuration mentioned above.

Name: _____

Company: _____

Signature: _____

Date: _____

Data is based upon tests performed in a controlled environment. Actual performance can vary depending on operating conditions.
All products are subject to change or may be discontinued any time without notice.