

Project: \_\_\_\_\_ Type: \_\_\_\_\_  
 Drawn by: \_\_\_\_\_ Catalogue #: \_\_\_\_\_ Date: \_\_\_\_\_

## Individual Spec Sheet

# L1RUH

## ROUND LED INDUSTRIAL HIGHBAYS

120-347 V 25 149 - 29 319 LM 150/200 W 4 000/5 000 K

### ORDERING INFORMATION

**Order code:** 68815  
**Model number:** L1RUH-PS200-Q/2C  
**UPC:** 69549019409  
**Case quantity:** 1

### PHYSICAL DATA

**Dimensions in (mm):** 17.1" x 17.1" x 8.1" (435 mm x 435mm x 206mm)  
**Lens material:** PC Clear  
**Housing finish:** Black Aluminum  
**Mounting:** Hook mount standard. The hook is removable for ½" NPT conduit mounting. For additional security, use the safety cable accessory. Trunnion with pivot range (± 90°) is also available for yoke bracket surface mounting (see accessories below). 10' cord comes standard.

### PERFORMANCE DATA

**Watts (W):** 150/200  
**Volts (V AC):** 120-347  
**Color temperature (K):**<sup>1</sup> 4 000/5 000  
**Lumen output (lm):**<sup>2</sup> 25 149/29 319  
**Efficacy with lens (lm/W):** 136  
**CRI:** 80+  
**Life L70 (h):**<sup>3</sup> > 54 000  
**THD (%):** < 15  
**Power factor:** > 0.9  
**Dimming:** 0-10 V  
**Operating temp. range:** -40 to +50°C  
**Environment:** Wet Location  
**IP rating:** Meets IP65  
**NEMA and NSF type:** Meets NEMA 4X, Meets NSF Requirements (Splash Zone and Non Food Zone)

<sup>1</sup> Typical color temperature range: +/- 5 %.  
<sup>2</sup> Lumen values are derived from photometric testing. Initial lumens range: +/- 10 %.  
<sup>3</sup> Life hours are derived from IESNA LM80-08 testing report and projected per IESNA TM-21-11 extrapolations.

### COMPATIBLE ACCESSORIES

Order code	Model number	Type
68818	JB025	Junction box adapter
68819	BKT844-100-BK	Trunion 100W-150W
68821	REF694-AL-100	Aluminium reflector 100W-150W
68823	REF694-PC-100	PC reflector 100W-150W
68825 <sup>1</sup>	OSI-HB01DMS-A	High frequency sensor
68826 <sup>1</sup>	OSI-HB03DPR-A	PIR sensor
69013 <sup>2</sup>	BI-BLD-RM30R	Emergency back-up option

<sup>1</sup> To change factory settings, purchase remote 68827 (sold separately).  
<sup>2</sup> To change factory settings, purchase remote 69014 (sold separately).  
 This lighting equipment meets requirements of ICES-005 issue 5 class A for use in commercial applications./ class B for use in residential applications. Data is based upon tests performed in a controlled environment.  
 Actual performance can vary depending on operating conditions. Specifications are subject to change without notice.



Not all products are qualified on the DLC QPL. To view our DLC qualified products, please consult the DLC Qualified Products List at [www.designlights.org/search](http://www.designlights.org/search).

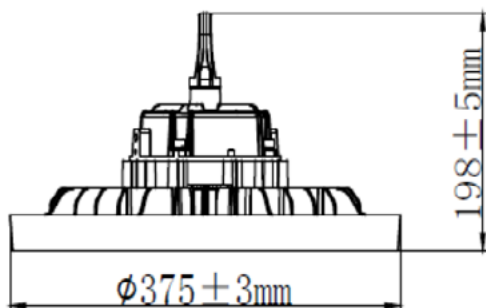
## COMPATIBLE DIMMERS

Brand	Model
LUTRON	NTSTV-DV-AL, NFTV-IV, DVTV-WH
LEVITON	DS710-10Z, IP710-DLZ
LEGRAND	RH4FBL3PW

Dimming range: 10%-100%

NOTE: The above table shows dimmers that have been tested and have demonstrated proper operation under normal conditions. Each installation being unique, various factors such as load, common neutrals or other electrical products on the circuit can, in certain instances, cause variance in system performance. Read and comply to the dimmer installation instructions. Consult dimming system manufacturer for additional support in operation. Stanpro recommends to use dimmers designed to work with LED products. Older dimmers designed for incandescent products may cause erratic operation. Some dimmers may require more than one product for stable operation. The maximum number of products is determined by the dimmer wattage rating with LEDs. Be careful, these dimmers have different ratings depending on the product type. Again, refer to the dimmer installation instructions.

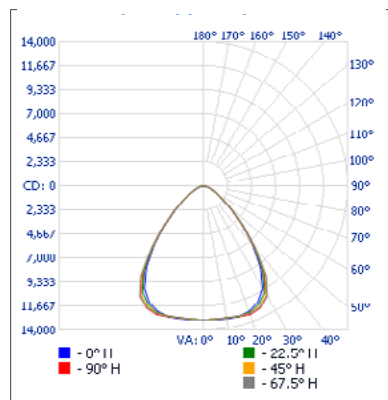
## DIMENSIONS



## PHOTOMETRIC DATA<sup>1</sup>

68815 • L1RUH-PS200-Q/2C 120-347V 22500/27000L HB • 25 148.7 lm

### Polar candela distribution



### Zonal lumen summary

Zone	Lumens	% Fixture
0-30	10 836.9	43.1
0-40	17 114.0	68.1
0-60	23 591.4	93.8
60-90	1 557.3	6.2
0-90	25 148.7	100

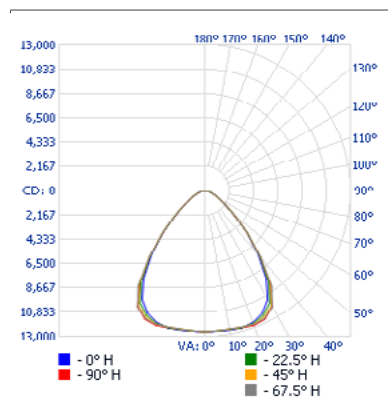
### Illuminance at a distance

Center beam fc		Beam width	
1.7'	4 504	2.7'	3.1'
3.3'	1 195	5.2'	5.9'
5.0'	521	7.9'	9.0'
6.7'	290	10.5'	12.1'
8.3'	189	13.0'	15.0'
10.0'	130	15.7'	18.0'

■ Vert. spread : 76.3°  
■ Horiz. spread : 84.1°

<sup>1</sup> Complete IES files available on our website.

Data is based upon tests performed in a controlled environment. Actual performance can vary depending on operating conditions. All products are subject to change or may be discontinued any time without notice.

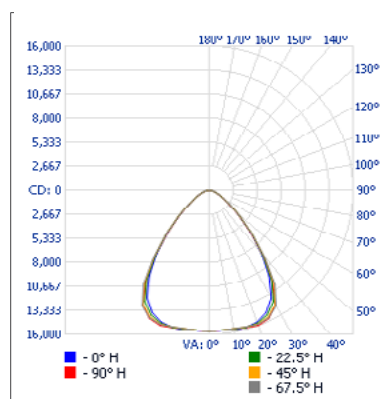
**PHOTOMETRIC DATA<sup>1</sup>**
**68815 • L1RUH-PS200-Q/2C 120-347V 22500/27000L HB • 24 502.7 lm**
**Polar candela distribution**

**Zonal lumen summary**

Zone	Lumens	% Fixture
0-30	10 472.6	42.7
0-40	16 627.2	67.9
0-60	22 986.0	93.8
60-90	1 516.7	6.2
0-90	24 502.7	100

**Illuminance at a distance**

Center beam fc		Beam width	
1.7'	4 349	2.7'	3.1'
3.3'	1 154	5.3'	6.1'
5.0'	503	8.0'	9.2'
6.7'	280	10.7'	12.3'
8.3'	182	13.2'	15.2'
10.0'	126	15.9'	18.4'

■ Vert. spread : 77.1°  
■ Horiz. spread : 85.1°

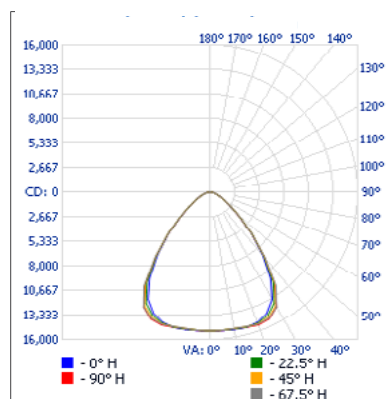
**68815 • L1RUH-PS200-Q/2C 120-347V 22500/27000L HB • 30 178.4 lm**
**Polar candela distribution**

**Zonal lumen summary**

Zone	Lumens	% Fixture
0-30	13 004.3	43.1
0-40	20 536.8	68.1
0-60	28 309.7	93.8
60-90	1 868.8	6.2
0-90	30 178.4	100

**Illuminance at a distance**

Center beam fc		Beam width	
1.7'	5 405	2.7'	3.1'
3.3'	1 435	5.2'	5.9'
5.0'	625	7.9'	9.0'
6.7'	348	10.5'	12.1'
8.3'	227	13.0'	15.0'
10.0'	156	15.7'	18.0'

■ Vert. spread : 76.3°  
■ Horiz. spread : 84.1°

**68815 • L1RUH-PS200-Q/2C 120-347V 22500/27000L HB • 29 403.2 lm**
**Polar candela distribution**

**Zonal lumen summary**

Zone	Lumens	% Fixture
0-30	12 567.1	42.7
0-40	19 952.7	67.9
0-60	27 583.2	93.8
60-90	1 820.0	6.2
0-90	29 403.2	100

**Illuminance at a distance**

Center beam fc		Beam width	
1.7'	5 219	2.7'	3.1'
3.3'	1 385	5.3'	6.1'
5.0'	603	8.0'	9.2'
6.7'	336	10.7'	12.3'
8.3'	219	13.2'	15.2'
10.0'	151	15.9'	18.4'

■ Vert. spread : 77.1°  
■ Horiz. spread : 85.1°

<sup>1</sup> Complete IES files available on our website.

Data is based upon tests performed in a controlled environment. Actual performance can vary depending on operating conditions.  
All products are subject to change or may be discontinued any time without notice.

Qty	Description	Price

I accept the specifications of the luminaire configuration mentioned above.

Name: \_\_\_\_\_

Company: \_\_\_\_\_

Signature: \_\_\_\_\_

Date: \_\_\_\_\_