

Project: \_\_\_\_\_ Type: \_\_\_\_\_  
 Drawn by: \_\_\_\_\_ Catalogue #: \_\_\_\_\_ Date: \_\_\_\_\_

## Individual Spec Sheet

# L1LEH

## LINEAR LED HIGHBAYS

2 FT 120-347 V 11 475 LM 85 W 4 000 K

### ORDERING INFORMATION

**Order code:** 68754  
**Model number:** L1LEH-24LS1-Q/40K  
**UPC:** 069549018952  
**Case quantity:** 1

### PHYSICAL DATA

**Dimensions in. (mm):** 24.8" x 15" (630 mm x 380 mm)  
**Lens Material:** Frosted PMMA  
**Housing Finish:** White Powder Painted 22 Gauge Steel  
**Mounting:** V-Hooks for dual point chain or cable mounting (standard for all configurations).  
 Accessories for surface, suspended or pendant mounting also available.

### PERFORMANCE DATA

**Watts (W):** 85  
**Volts (VAC):** 120-347  
**Colour temperature (K)<sup>1</sup>:** 4 000  
**Lumen output (lm)<sup>2</sup>:** 11 475  
**Efficacy with lens (lm/W):** 135  
**CRI:** 80+  
**Life L70 (h)<sup>3</sup>:** 54 000  
**THD (%):** 9 000  
**Power factor:** >0.9  
**Dimming:** 0-10 V  
**Operating temp. range:** -20 to +50°C  
**Environment:** Damp Location

<sup>1</sup> Typical colour temperature range: +/- 5 %

<sup>2</sup> Lumen values are derived from photometric testing. Initial lumens range: +/- 10 %

<sup>3</sup> Life hours are derived from IESNA LM80-08 testing report and projected per IESNA TM-21-11 extrapolations

### COMPATIBLE ACCESSORIES

Order code	Model number	Type
68907	CAS982-VHOOK	V-hook kits for L1LEH
68909	KIT-CHAIN-HB	Chain kit for L1LEH
68910	BKT846	Surface mount bracket for L1LEH
68911	BKT847	Conduit mount kit for L1LEH
68915	WGD911-4FT-W	Wireguard 4ft/6L for L1LEH
68916	KITOSI-EFS06R	High frequency sensor kit for L1LEH
68917	OSI-IFS05R	PIR sensor kit for L1LEH
68918	OSI-RM01	Remote for IFS05R&EFS06R



Not all products are qualified on the DLC QPL.  
 To view our DLC qualified products, please consult  
 the DLC Qualified Products List at  
[www.designlights.org/search](http://www.designlights.org/search).

COMPATIBLE DIMMERS<sup>1</sup>


Brand	Model
LUTRON	NTSTV-DV, NFTV, DDTV <sup>2</sup>
LEVITON	IP710, DS710
LEGRAND	RH4FBL3PW

Dimming range: 10%-100%

<sup>1</sup>This table shows dimmers that have been tested and have demonstrated proper operation under normal conditions. Each installation being unique, various factors such as load, common neutrals or other electrical products on the circuit can, in certain instances, cause variance in system performance. Read and comply to the dimmer installation instructions. Consult dimming system manufacturer for additional support in operation. Some dimmers may require more than one product for stable operation. Stanpro recommends to use dimmers designed to work with LED products. Older dimmers designed for incandescent products may cause erratic operation.

<sup>2</sup>Dim to OFF not available with DDTV for 24" LS1, LS2, LS3 and for 48" LS1.

## DIMENSIONS

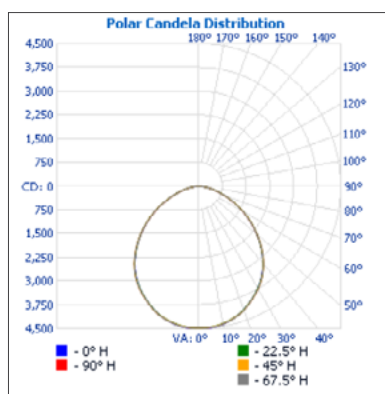


Wattage Range: 65-170W

PHOTOMETRIC DATA<sup>1</sup>

68754 • L1LEH-24LS1-Q/40K • 11 607.6 lm


## Polar candela distribution



## Zonal lumen summary

Zone	Lumens	% Fixture
0-30	3 467.9	29.9%
0-40	5 644.7	48.6%
0-60	9 624.3	82.9%
60-90	1 983.3	17.1%
0-90	11 607.6	100%

## Illuminance at a distance

Center beam fc			Beam width	
1.7'	1 547		4.4'	4.4'
3.3'	411		8.5'	8.5'
5.0'	179		12.9'	12.9'
6.7'	99.6		17.3'	17.2'
8.3'	64.9		21.5'	21.3'
10.0'	44.7		25.9'	25.7'
<div><div></div>Vert. spread: 104.6°</div> <div><div></div>Horiz. spread: 104.3°</div>				

Qty	Description	Price

I accept the specifications of the luminaire configuration mentioned above.

Name: \_\_\_\_\_

Company: \_\_\_\_\_

Signature: \_\_\_\_\_

Date: \_\_\_\_\_

Data is based upon tests performed in a controlled environment. Actual performance can vary depending on operating conditions.  
All products are subject to change or may be discontinued any time without notice.