



Product Features

- Molded high density composite basin
- Stainless steel drain body
- Stainless steel dome strainer/lint basket
- 36" model includes integrally molded, self-draining mop shelf

Model Numbers

PFMB2424S	Mop Service Basin 24" X 24"
PFMB3624S	Mop Service Basin 24" X 36"
PFMB2424	Mop Service Basin 24" X 24" with integral molded drain
PFBG24S	24" Stainless Steel Bumper Guard
PFBG36S	36" Stainless Steel Bumper Guard
PFBG24V	24" Vinyl Bumper Guard
PFBG36V	36" Vinyl Bumper Guard
PFWG24S*	24" Stainless Steel Wall Guard Set
PFWG36S*	36" Stainless Steel Wall Guard Set *wall guard height: 12"

Available Parts

PFMBDRN	3" Strainer and gasket for PVC drain
PFMBSSDRN	3" Strainer and gasket for SS drain
PF245	Mop Hanger
PFSSHE	Service Hose
PF296	Service Hose Bracket
PFMBQD	Pipe reducer for Stainless Steel Drain (3" to 2")
Fiat QIC3SN	Quick Drain Connector for 3" cast iron soil pipe (integral drains)
Fiat QIC32	Quick Drain Connector for 2" pipe (integral drains)
Fiat QDC-3XH	Gasket for extra heavy cast iron soil pipe and Schedule 40 steel pipe (SS Drains)
Fiat QDC-3SN	Gasket for hubless cast iron pipe and service weight cast iron soil pipe (SS Drains)

Warranty and Codes

These products come complete with installation, operating, care and maintenance instructions. All PROFLO basins carry a 1- year limited warranty. These products meet or exceed ANSI Z124.2. In an effort to continually improve our products, we will make design changes from time to time. We reserve the right to ship newly designed product to fill any order unless we agree in writing to do otherwise.



PFMB2424



PFMB3624S Shown with PFWG36S

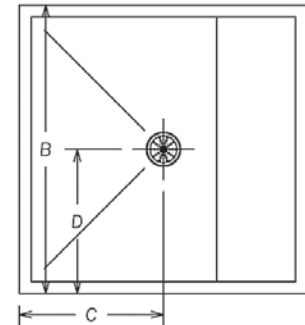
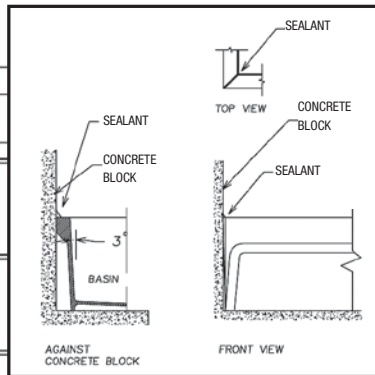
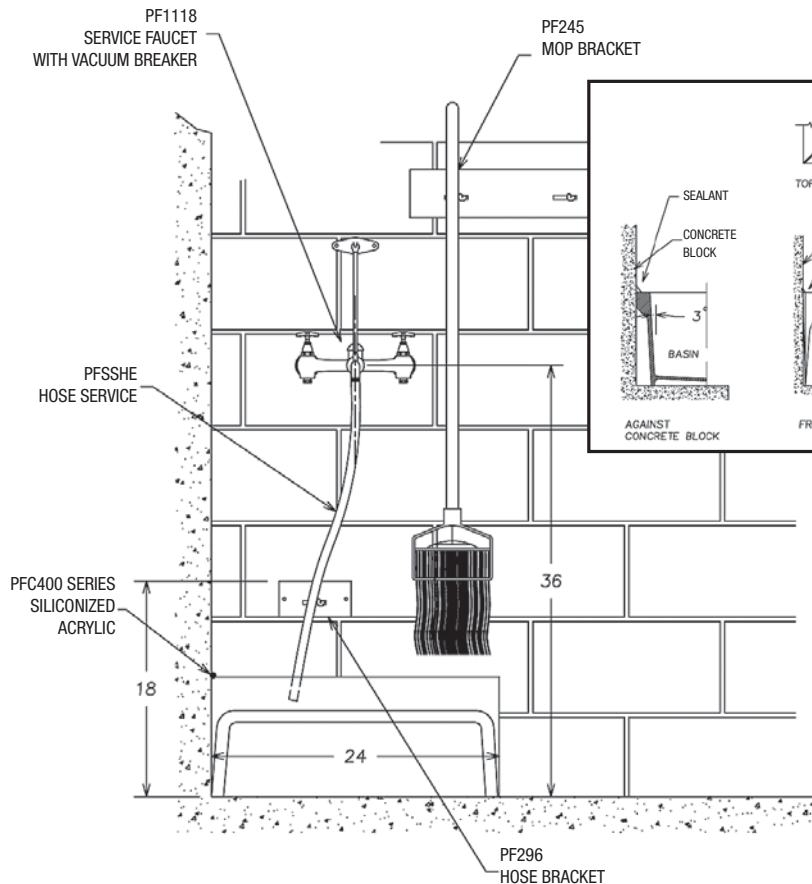


PFMB Series

Mop Basins

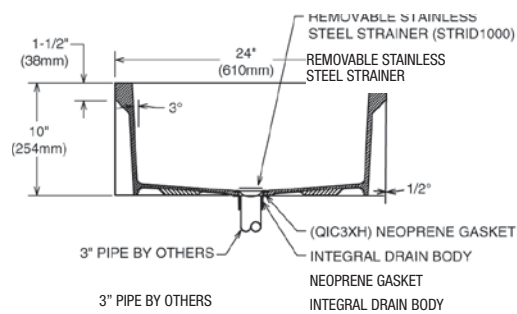


Suggested Installation



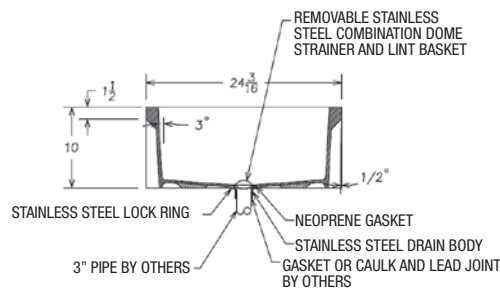
MODEL NO.	A	B	C	D	E
PFMB2424	24"	24"	12"	12"	10"
PFMB2424S	24-3/16"	24-3/16"	12"	12"	10"
PFMB3624S	36-3/16"	24-3/16"	18"	12"	10"

Rough-In Details Front View

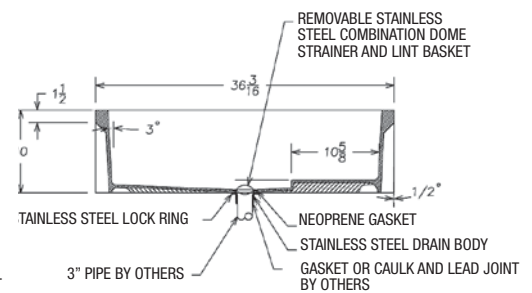


**ROUGH-IN DETAILS
FRONT VIEW**

PFMB2424



PFMB2424S



PFMB3624S

