



The BRUTE® Construction and Landscape Dolly is built to easily maneuver over rough terrain for superior handling of heavy loads. Ergonomically designed features ensure worker safety in the toughest conditions.

Features and Benefits:

- Oversized never flat wheels with DuraTread provide maximum performance and long-lasting use on even the roughest terrain
- Ergonomic cruiser handles provide comfortable maneuverability and maximum leverage with loads up to 250 lbs.
- Structural foam rim hook easily adjusts to secure 32, 44, and 55-gallon BRUTE® containers
- Integrated foot ledge provides maximum leverage for easily tilting and transporting heavy loads

Material Composition:

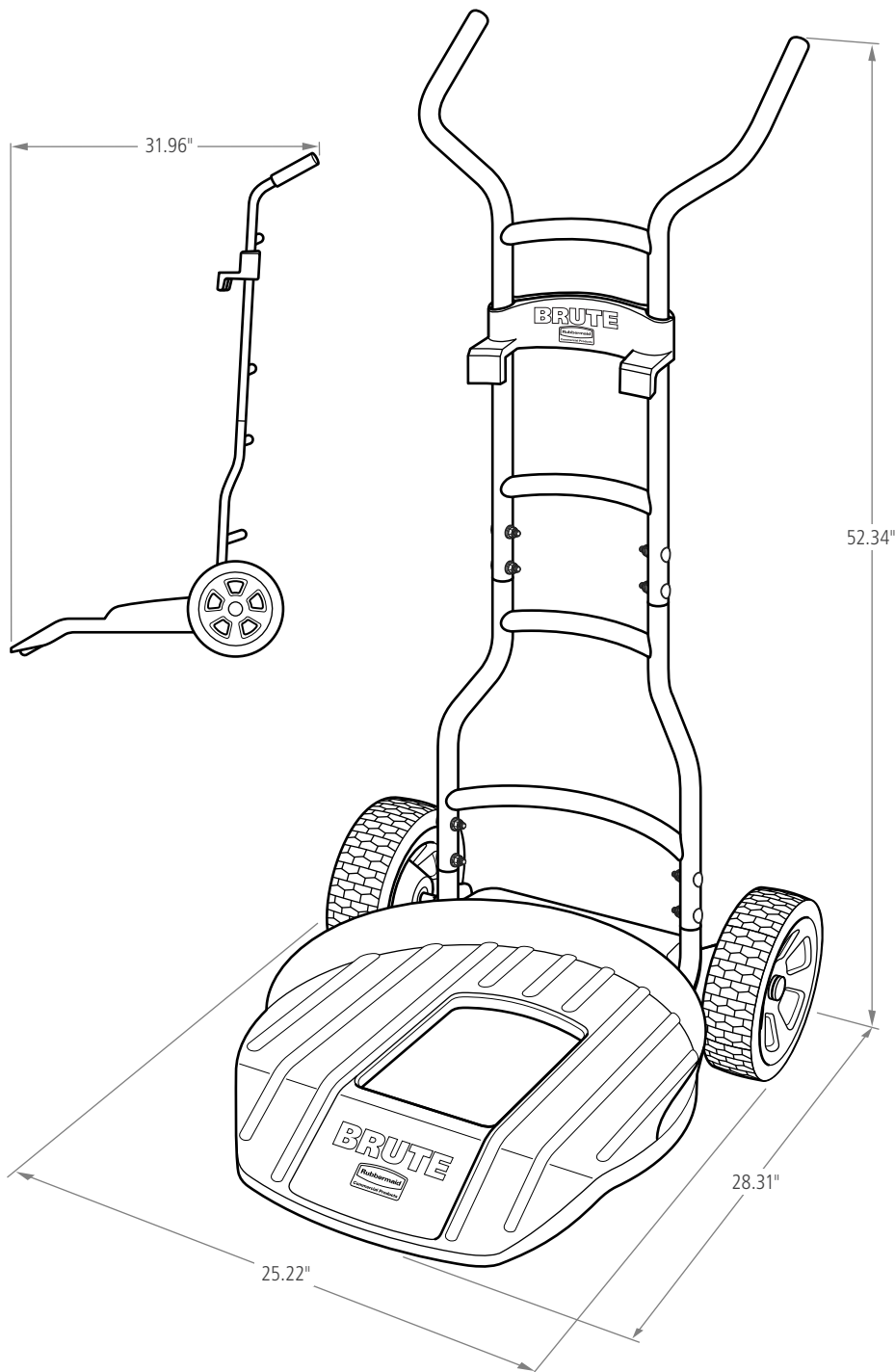
- Durable powder-coated steel frame with UV inhibitor
- Commercial-grade structural foam base and rim hook

Weight Capacity:

- 250 lbs.

Compatibility:

- Compatible with 32, 44, and 55-gallon BRUTE® containers



SKU #	DESCRIPTION	COLOR	WEIGHT LB	WIDTH IN	HEIGHT IN	DEPTH IN	PACK SIZE
1997410	BRUTE® CONSTRUCTION AND LANDSCAPE DOLLY	RED	28.55	25.22"	52.34"	31.96"	1





Built to handle rough and uneven surfaces, the BRUTE® Multi-Surface Dolly is designed to help make moving waste easier than ever. Ergonomically designed features help prevent injuries and support worker safety while on the job.

Features and Benefits:

- Heavy-duty rear wheels with high-performance treads plus dual-front casters distribute up to 250 lbs. of weight evenly for a full range of maneuverability over uneven surfaces
- Ergonomic cart-style handle designed for comfortable and controlled push, pull and tilt operation
- Structural foam twist lock base easily adjusts to secure 20, 32, 44, and 55-gallon BRUTE® containers
- Integrated foot ledge provides maximum leverage for easily tilting and transporting heavy loads

Material Composition:

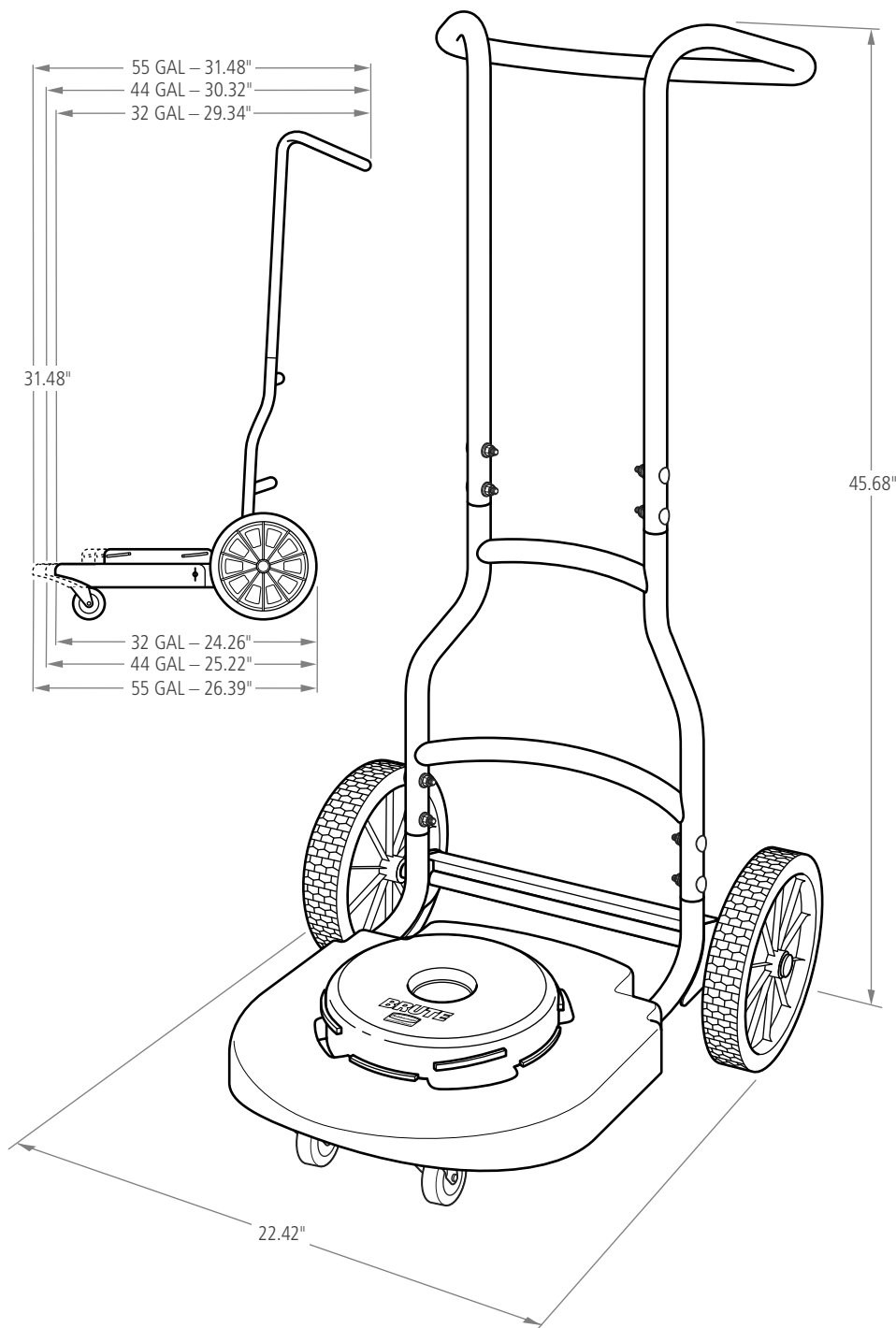
- Durable powder-coated steel frame with UV inhibitor
- Commercial-grade structural foam base

Weight Capacity:

- 250 lbs.

Compatibility:

- Compatible with 20, 32, 44, and 55-gallon BRUTE® containers



SKU #	DESCRIPTION	COLOR	WEIGHT LB	WIDTH IN	HEIGHT IN	DEPTH IN	PACK SIZE
1997801	BRUTE® MULTI-SURFACE DOLLY	RED	25.15	22.42"	45.68"	29.34**	1

*32-GAL SETTING





The BRUTE® Anchor secures BRUTE® containers to concrete surfaces for a lifetime of use. The structural foam base fits any 20, 32, 44, and 55-gallon BRUTE® container and is guaranteed to never fade, rust, chip, dent or peel.

Features and Benefits:

- Secure once for a lifetime of use
- Standard twist lock base accommodates any 20, 32, 44, and 55-gallon BRUTE® container
- Structural foam base plus rust and corrosion resistant steel hardware secure BRUTE® containers to any concrete surface

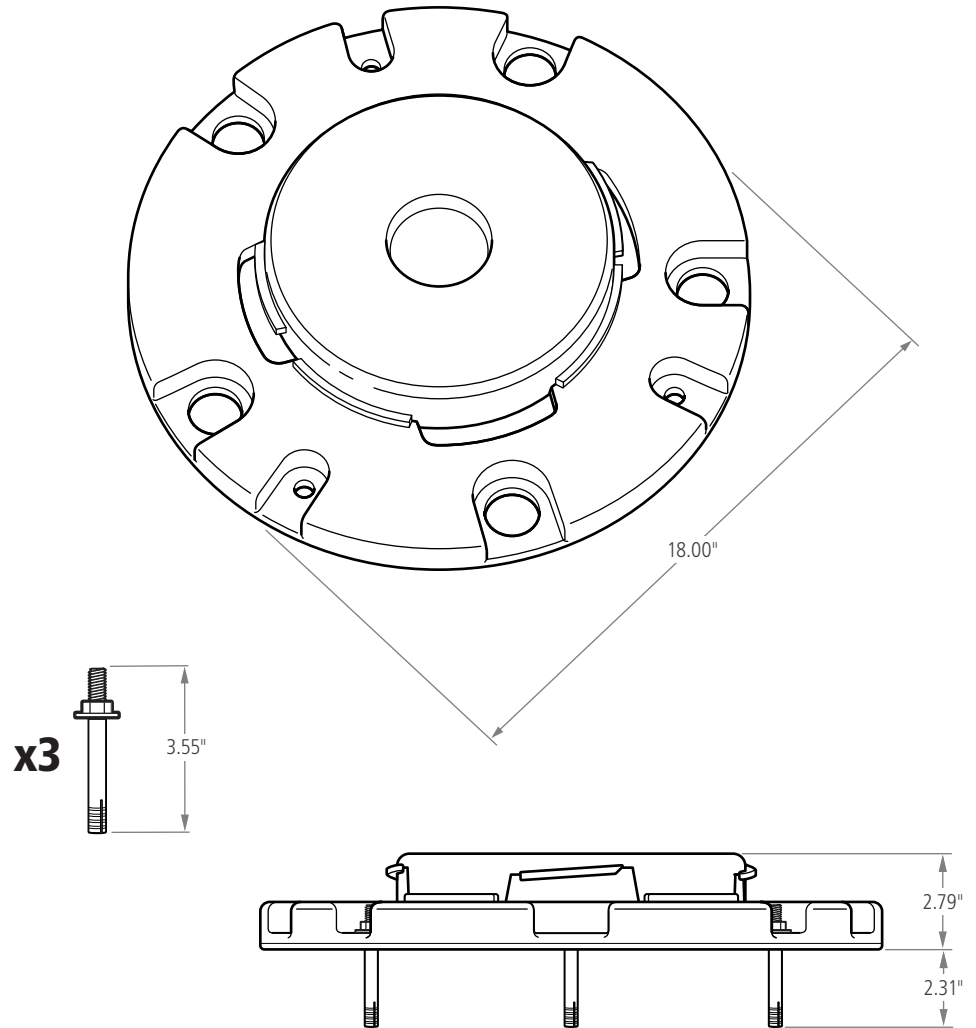
Material Composition:

- Commercial-grade structural foam base

Compatibility:

- Compatible with 20, 32, 44, and 55-gallon BRUTE® containers

BRUTE® CONCRETE ANCHOR KIT



SKU #	DESCRIPTION	COLOR	WEIGHT LB	DIAMETER IN	HEIGHT IN	PACK SIZE
1997803	BRUTE® ANCHOR KIT – CONCRETE	BLACK	2.93	18.00"	2.79"	1





BRUTE® DIRT/GRASS/SAND ANCHOR KIT

The BRUTE® Anchor secures BRUTE® containers to dirt, sand, and grass surfaces for a lifetime of use. The structural foam base fits any 20, 32, 44, and 55-gallon BRUTE® container and is guaranteed to never fade, rust, chip, dent or peel.

Features and Benefits:

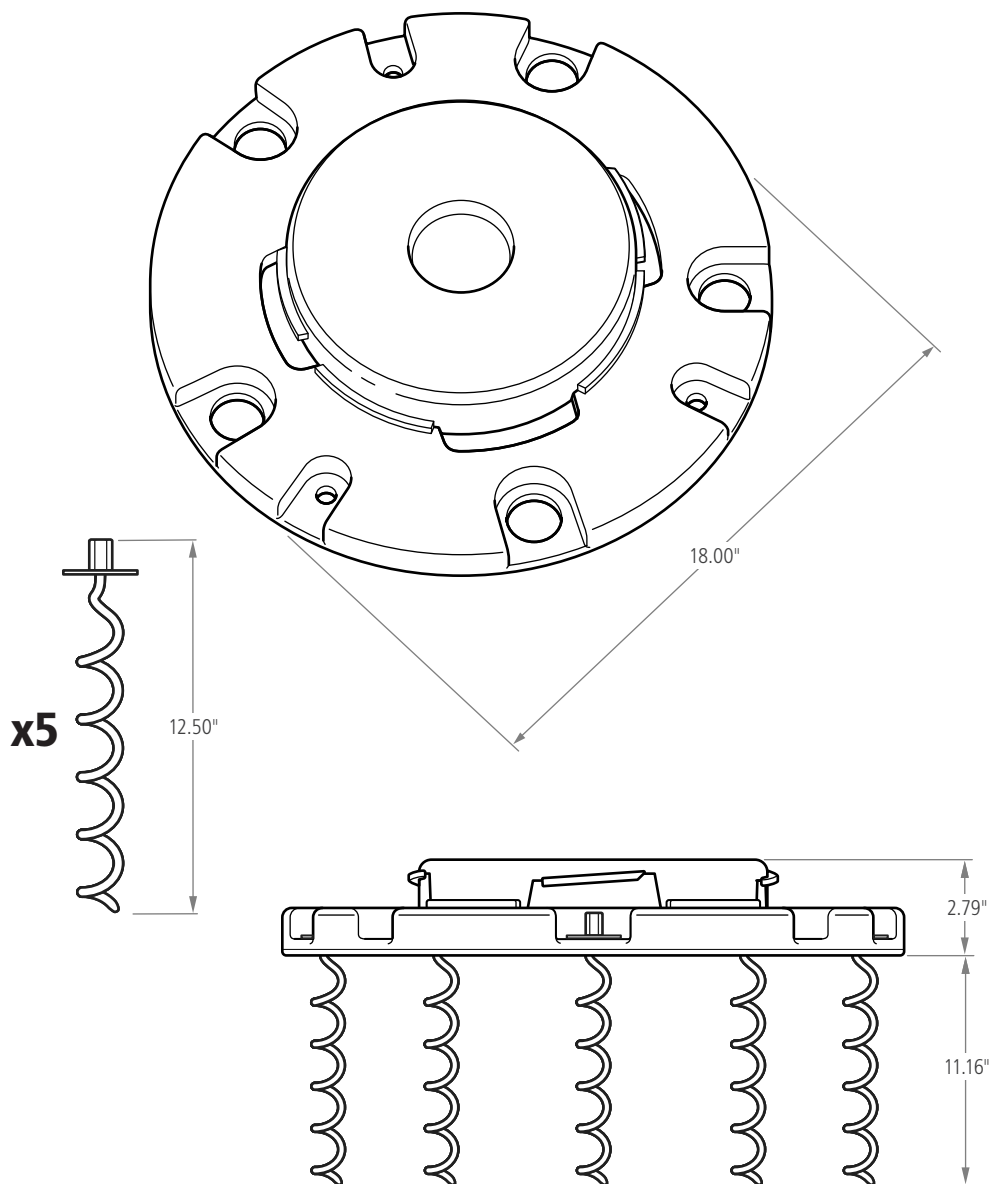
- Secure once for a lifetime of use
- Standard twist lock base accommodates any 20, 32, 44, and 55-gallon BRUTE® container
- Structural foam base plus rust and corrosion resistant steel hardware secure BRUTE® containers to any dirt, sand or grass surface

Material Composition:

- Commercial-grade structural foam base

Compatibility:

- Compatible with 20, 32, 44, and 55-gallon BRUTE® containers



SKU #	DESCRIPTION	COLOR	WEIGHT LB	DIAMETER IN	HEIGHT IN	PACK SIZE
1997802	BRUTE® ANCHOR KIT – DIRT/GRASS/SAND	BLACK	4.50	18.00"	2.79"	1

