

Date: _____
 In hands date of project: _____
 Project name/Number: _____
 Name of distributor: _____
 Client #: _____
 Name of end user: _____



ORDERING INFORMATION

Order code: 65517
 Description: LHBE/S2/223W/4FT/40K/2/DD1/FP/STD
 UPC: 69549655171
 Case quantity: 1

FEATURES AND SPECIFICATIONS

Luminaire Description	STANDARD's LED High Bay ECO luminaires are ideal when replacing a traditional lighting system such as HID or fluorescent
Applications	These luminaires are perfect for industrial, commercial, manufacturing, warehousing, gymnasium and other applications with mounting heights ranging from 10' to 40'
Targeted mounting height (ft.)	25' - 40'
Voltage (V)	120-277
Dimming <small>Capable of dimming down to 10%</small>	0 - 10 V Source
Mounting option	Surface, hanger or pendant
Lense type	Frosted PMMA
Frame material	Steel
Environnement	Damp location
DLC:	DLC Premium
Ingress protection rating:	IP20



CAN ICES-005 (A) / NMB-005 (A). This lighting equipment complies with Canadian standard ICES-005; for use in commercial applications.

FIXTURE PERFORMANCE

Watts:	223
Input watts (W):	210.7
Colour temperature:	4 000
CRI:	84
L70 lumen maintenance (hrs):	122 000
Average life in hours (hrs):	50 000
Initial lumens with lens:	28 990
Delivered lumens with lens (lm):	26 981
Efficacy with lens (LPW):	130
Beam angle:	120
Frequency (Hz):	50/60
Input Current (A):	0.81~1.86
Ambient operating temperatures:	-20~50°C (-4~122°F)

POWER FACTOR (PF)

0.9

TOTAL HARMONIC DISTORTION (THD)

10.00%

SURGE PROTECTION (KV)

10

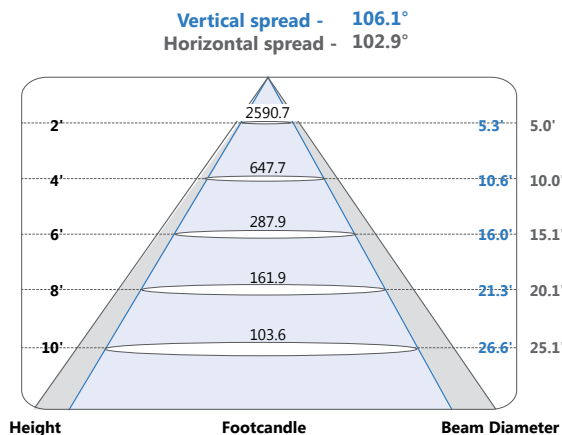
The attached data is provided to assist users in making lighting decisions based on various assumptions, factors and methods. Resources and efforts have been put in place to account for the data and the development of this tool however STANDARD does not warrant or guarantee that the results obtained will be accurate under actual use conditions. A lighting layout is recommend to ensure the proper light levels are attained to satisfy the demand of the application. Data is based upon tests performed in a controlled environment and representative of relative performance. Actual performance can vary depending on operating conditions. Specifications are subject to change without notice.

STANDARD®

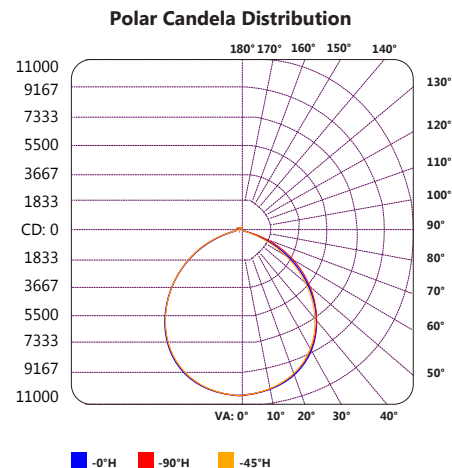
ORDERING INFORMATION

Order code: 65517
 Description: LHBE/S2/223W/4FT/40K/2/DD1/FP/STD
 UPC: 69549655171
 Case quantity: 1

PHOTOMETRICS - BEAM SPREAD*



PHOTOMETRICS - CANDELA DISTRIBUTION*



PHOTOMETRICS - COEFFICIENTS OF UTILIZATION (ZONAL CAVITY METHOD)*

RCC %:	80				70				50				30				10				0			
RW %:	70	50	30	0	70	50	30	0	50	30	20	10	50	30	20	10	50	30	20	10	50	30	20	10
RCR: 0	1.19	1.19	1.19	1.19	1.16	1.16	1.16	1.00	1.11	1.11	1.11	1.06	1.06	1.06	1.02	1.02	1.02	1.02	1.02	1.02	1.00	1.00	1.00	1.00
1	1.09	1.05	1.01	.97	1.07	1.03	.99	.86	.98	.95	.93	.94	.92	.90	.91	.89	.87	.85	.83	.81	.79	.76	.74	.72
2	1.00	.92	.86	.80	.97	.90	.84	.73	.87	.82	.77	.83	.79	.76	.80	.77	.74	.72	.69	.67	.64	.63	.61	.59
3	.91	.81	.74	.67	.89	.80	.73	.63	.77	.71	.66	.74	.69	.64	.72	.67	.63	.61	.58	.56	.53	.51	.49	.47
4	.84	.72	.64	.57	.82	.71	.63	.54	.69	.62	.56	.66	.60	.55	.64	.59	.55	.53	.50	.48	.45	.43	.41	.39
5	.77	.65	.56	.50	.75	.64	.56	.48	.62	.54	.49	.60	.53	.48	.58	.52	.48	.46	.43	.41	.38	.36	.34	.32
6	.72	.59	.50	.44	.70	.58	.49	.42	.56	.48	.43	.54	.48	.43	.53	.47	.42	.40	.37	.35	.32	.30	.28	.26
7	.66	.53	.45	.39	.65	.52	.44	.37	.51	.44	.38	.49	.43	.38	.48	.42	.38	.36	.33	.31	.28	.26	.24	.22
8	.62	.49	.40	.35	.60	.48	.40	.34	.47	.39	.34	.45	.39	.34	.44	.38	.34	.32	.29	.27	.24	.22	.20	.18
9	.58	.45	.37	.31	.56	.44	.36	.30	.43	.36	.31	.42	.35	.31	.41	.35	.31	.29	.26	.24	.21	.19	.17	.15
10	.54	.41	.33	.28	.53	.41	.33	.28	.40	.33	.28	.39	.32	.28	.38	.32	.28	.26	.23	.21	.18	.16	.14	.12

RECOMMENDED DIMMERS

STANDARD PRODUCTS INC.
 LEVITON
 LUTRON
 LUTRON
 Philips

TRCVR/WLESS/120/347V/PS/R/DIM/STD (order code: 61989)
 ILLUMATECH IP710-LFZ
 Maestro MS-Z101
 Nova T NTSTV
 Sunrise SR1200ZTUNV

Recommended Dimmers:

Although this product is compatible with most common residential type dimmers, dimming performance varies from dimmer to dimmer. Dimmer settings (for dimmers with brightness range adjustments) and the number of LED modules installed on the circuit can affect dimming performance. Some dimmers have produced a reduced dimming range or exhibit a start-up flash.

The attached data is provided to assist users in making lighting decisions based on various assumptions, factors and methods. Resources and efforts have been put in place to account for the data and the development of this tool however STANDARD does not warrant or guarantee that the results obtained will be accurate under actual use conditions. A lighting layout is recommend to ensure the proper light levels are attained to satisfy the demand of the application.

Data is based upon tests performed in a controlled environment and representative of relative performance.

Actual performance can vary depending on operating conditions. Specifications are subject to change without notice.



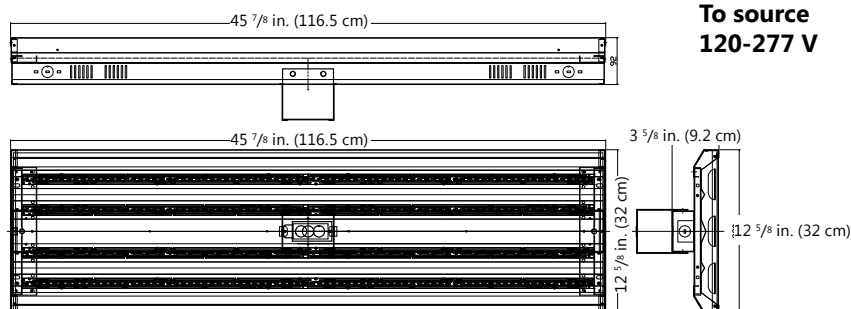
ORDERING INFORMATION

Order code: 65517
 Description: LHBE/S2/223W/4FT/40K/2/DD1/FP/STD
 UPC: 69549655171
 Case quantity: 1

DIMENSIONS

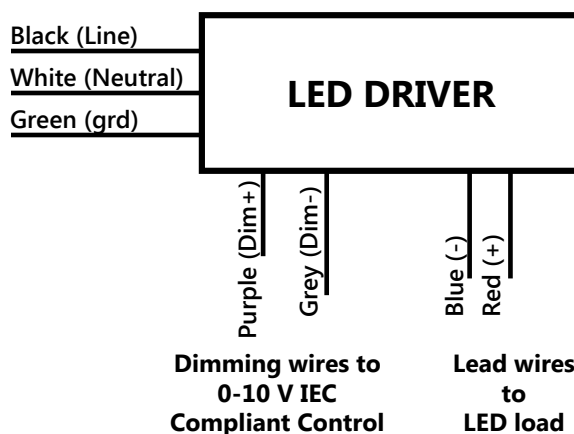
Length: 45 ⁷/₈ in. (116.5cm)
 Width: 12 ⁵/₈ in. (32 cm)
 Depth: 3 ⁵/₈ in. (9.2 cm)
 Weight: -

TECHNICAL DRAWINGS



To source
120-277 V

WIRING DIAGRAM



WARNINGS

- Installation and maintenance must be performed by licensed electricians only.
- To avoid risk of electric shock, make sure to turn off main power switch prior to installation or maintenance.
- Must be installed in compliance with Canadian Electrical Code in Canada or National Electrical Code (NEC) in the US.
- Make sure input voltage and frequency are compatible with the fixture. Check installation guide for power requirements prior to installation.

WARNING – Risk of electric shock. Suitable for dry and damp locations.

Qty	Description	Price

I accept the specifications of the luminaire configuration mentioned above.

Name: _____
 Company: _____
 Signature: _____

Date: _____

The attached data is provided to assist users in making lighting decisions based on various assumptions, factors and methods. Resources and efforts have been put in place to account for the data and the development of this tool however STANDARD does not warrant or guarantee that the results obtained will be accurate under actual use conditions. A lighting layout is recommend to ensure the proper light levels are attained to satisfy the demand of the application. Data is based upon tests performed in a controlled environment and representative of relative performance. Actual performance can vary depending on operating conditions. Specifications are subject to change without notice.

STANDARD®