

Date: _____
 In hands date of project: _____
 Project name/Number: _____
 Name of distributor: _____
 Client #: _____
 Name of end user: _____

ORDERING INFORMATION

Order code: 65582
 Description: LWP/CLASSIC/S2/40W/40K/347V/BRZ/STD
 UPC: 69549655829
 Case quantity: 1/1



FEATURES AND SPECIFICATIONS

Commercial grade and robust die-cast construction ensures durability
 Powder coating finish ensures resistance to cold and UV damage
 Driver reliability in the coldest of temperatures (starting temperature rated to -40° C)
 High quality LED chips ensure total efficiency

Type: Wall Pack Classic
 Heat sink material: Diecast aluminum
 Lens material: Glass
 Operating temperature: -40 °C / -40 °F to 40 °C / 104 °F



CAN ICES-005 (B) - This lighting equipment complies with Canadian standard ICES-005 for use in residential applications.

FIXTURE PERFORMANCE

Wattage (W): 40
 Input Wattage (W): 40
 Input Voltage (V): 347
 Colour temperature (K): 4 000
 Lumens (lm): 4 654
 Efficacy (LPW): 116
 CRI: >70
 Beam (°): 120
 Average life (hrs): 50 000
 IP rating: 65
 Housing colour: Bronze
 Photocell: Not included*
 B.U.G rating: B1-U4-G3
 Dimmable: 0-10 V
 DLC: Yes

POWER FACTOR (PF)

347 V 0.99

TOTAL HARMONIC DISTORTION (% THD)

347 V 14.95

*This luminaire has an optional opening on top specifically designed for a photocell addition for field installation when needed.

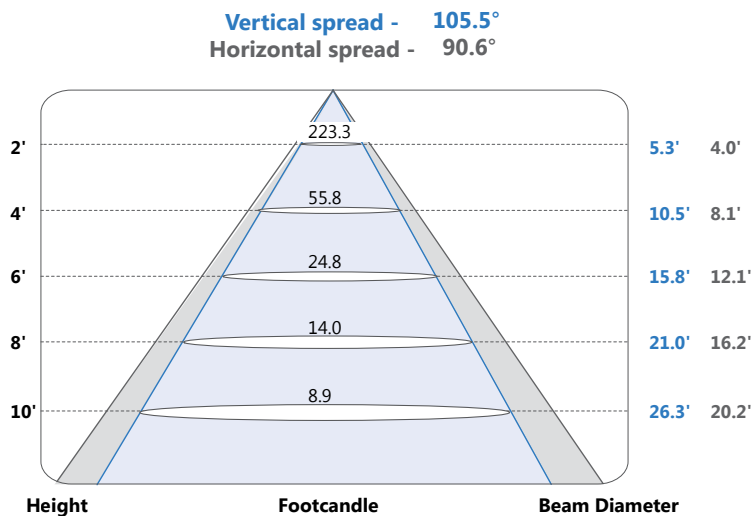
The attached data is provided to assist users in making lighting decisions based on various assumptions, factors and methods. Resources and efforts have been put in place to account for the data and the development of this tool however STANDARD does not warrant or guarantee that the results obtained will be accurate under actual use conditions. A lighting layout is recommend to ensure the proper light levels are attained to satisfy the demand of the application
 Data is based upon tests performed in a controlled environment and representative of relative performance.
 Actual performance can vary depending on operating conditions. Specifications are subject to change without notice.

STANDARD[®]

ORDERING INFORMATION

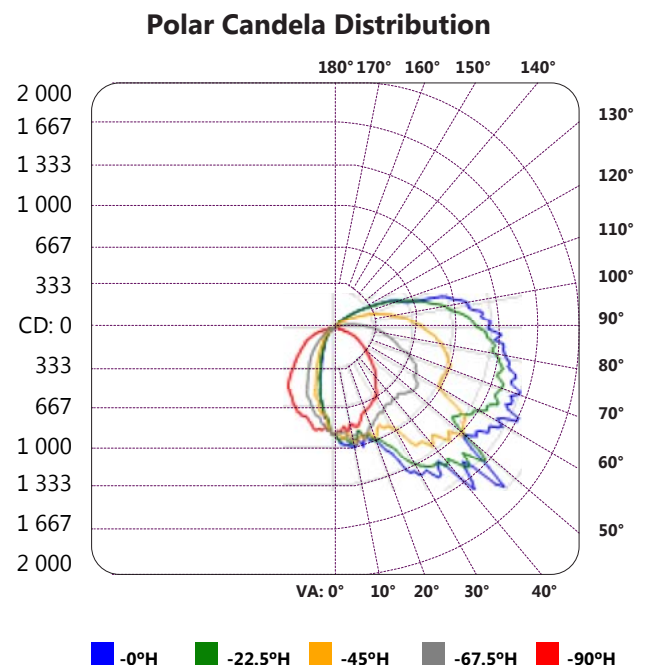
Order code: 65582
 Description: LWP/CLASSIC/S2/40W/40K/347V/BRZ/STD
 UPC: 69549655829
 Case quantity: 1/1

PHOTOMETRICS - BEAM SPREAD*



* complete IES files available online

PHOTOMETRICS - CANDELA DISTRIBUTION*



CAN ICES-005 (B) - This lighting equipment complies with Canadian standard ICES-005 for use in residential applications.

The attached data is provided to assist users in making lighting decisions based on various assumptions, factors and methods. Resources and efforts have been put in place to account for the data and the development of this tool however STANDARD does not warrant or guarantee that the results obtained will be accurate under actual use conditions. A lighting layout is recommend to ensure the proper light levels are attained to satisfy the demand of the application
 Data is based upon tests performed in a controlled environment and representative of relative performance.
 Actual performance can vary depending on operating conditions. Specifications are subject to change without notice.

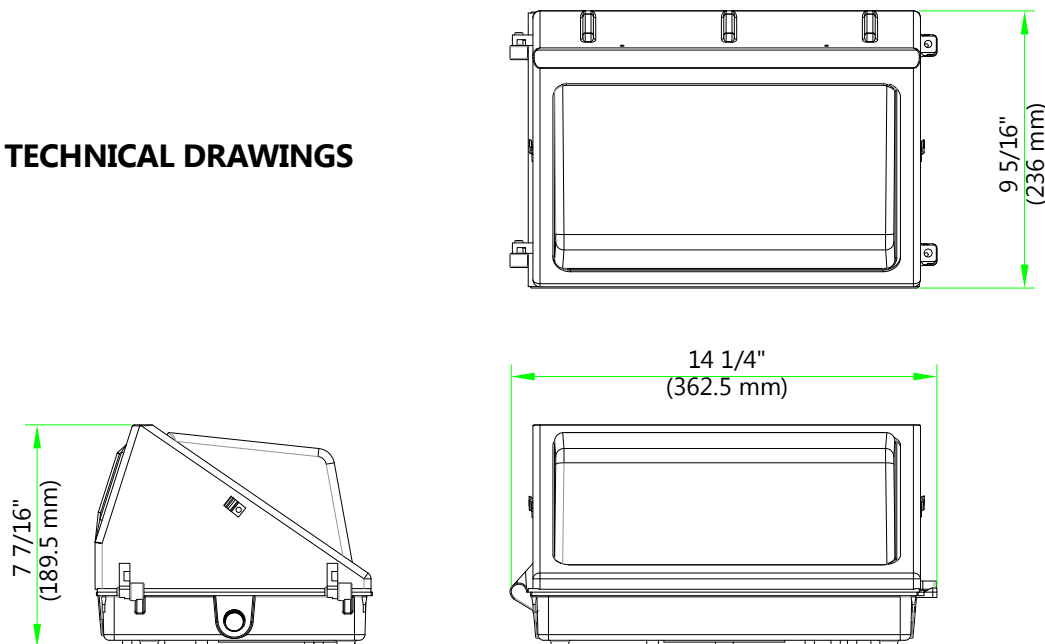
August 23, 2017

STANDARD®

ORDERING INFORMATION

Order code: 65582
 Description: LWP/CLASSIC/S2/40W/40K/347V/BRZ/STD
 UPC: 69549655829
 Case quantity: 1/1

TECHNICAL DRAWINGS



WARNINGS

- Installation and maintenance must be performed by licensed electricians only.
- To avoid risk of electric shock, make sure to turn off main power switch prior to installation or maintenance.
- Must be installed in compliance with Canadian Electrical Code in Canada or National Electrical Code (NEC) in the US.
- Make sure input voltage and frequency are compatible with the fixture. Check installation guide for power requirements prior to installation.

Qty	Description	Price

I accept the specifications of the luminaire configuration mentioned above.

Name: _____

Company: _____

Signature: _____

Date: _____

CAN ICES-005 (B) - This lighting equipment complies with Canadian standard ICES-005 for use in residential applications.

The attached data is provided to assist users in making lighting decisions based on various assumptions, factors and methods. Resources and efforts have been put in place to account for the data and the development of this tool however STANDARD does not warrant or guarantee that the results obtained will be accurate under actual use conditions. A lighting layout is recommend to ensure the proper light levels are attained to satisfy the demand of the application Data is based upon tests performed in a controlled environment and representative of relative performance. Actual performance can vary depending on operating conditions. Specifications are subject to change without notice.

STANDARD[®]