

Honeywell | Home

Lyric™ T6 Pro Wi-Fi

Programmable Thermostat

Getting Started

Visit yourhome.honeywell.com for a complete user guide.



ALL BATTERY CELLS DEPLETED
ON 11/14/2015 AT 10:58 AM

For help, contact:

WEB lyric.honeywell.com

EMAIL MyLyric@honeywell.com

PHONE 1-800-633-3991

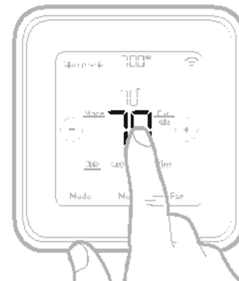
SOCIAL Twitter: @Honeywell_Home,
Facebook: Honeywell Home



Get connected in 3 simple steps

Step 1

Press and hold the center temperature (indoor temperature) on your thermostat for 5 seconds until the screen changes.



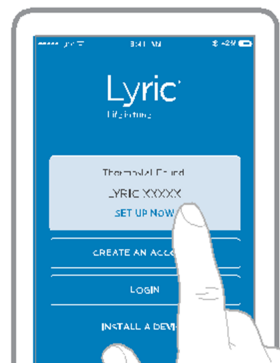
Step 2

Download the Honeywell Lyric app from the App store or Google play.

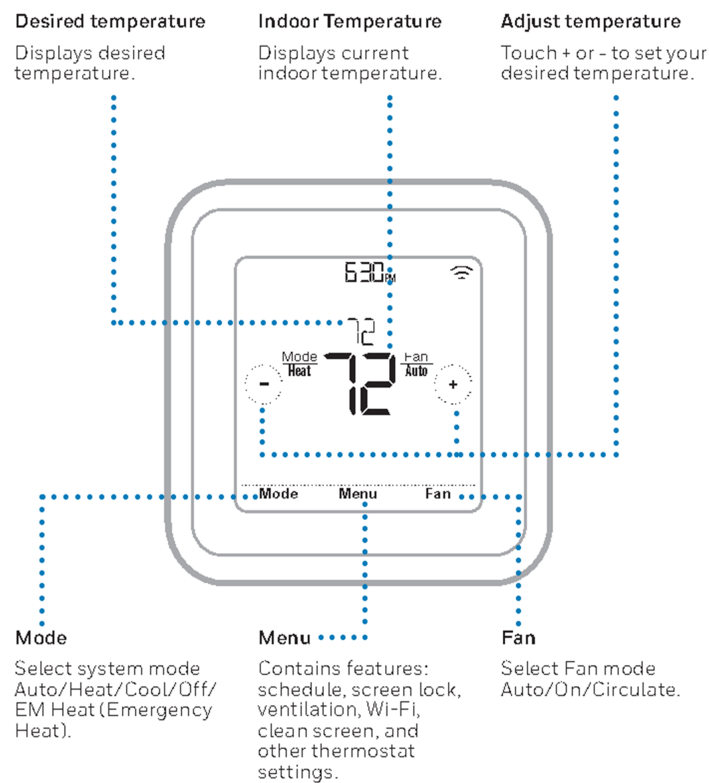


Step 3

Open the Honeywell Lyric app. Your thermostat should appear under Thermostat Found. Tap **SET UP NOW** as shown here to continue. If your thermostat doesn't appear, tap **INSTALL A DEVICE** and follow the prompts to continue. The app will walk you through the rest of the setup.



How to use your thermostat



The screen will wake up by pressing the center area of the displayed temperature.

For technical problems, contact

Company

Name

Number

Apple® HomeKit™ Setup Code

The Lyric T6 Pro Wi-Fi supports Apple HomeKit. When prompted by the Lyric app, scan the code on the last page (back cover) of this guide.

Regulatory information

FCC REGULATIONS

§ 15.19 (a)(3)

This device complies with part 15 of the FCC Rules. Operation is subject to the following two conditions:

- 1 This device may not cause harmful interference, and
- 2 This device must accept any interference received, including interference that may cause undesired operation.

IC REGULATIONS

RSS-GEN

This device complies with Industry Canada's licence-exempt RSSs.

Operation is subject to the following two conditions:

- 1 This device may not cause interference; and
- 2 This device must accept any interference, including interference that may cause undesired operation of the device.

FCC Warning (Part 15.21) (USA only)

Changes or modifications not expressly approved by the party responsible for compliance could void the user's authority to operate the equipment.

Automation and Control Solutions

Honeywell International Inc.
1985 Douglas Drive North
Golden Valley, MN 55422

* U.S. Registered Trademark.

© 2016 Honeywell International Inc.
33-00152EFS-03 M.S. Rev. 08-16
Printed in U.S.A.



33-00152EFS-03