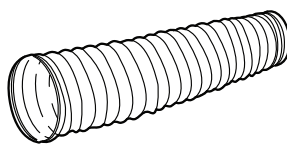
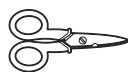


Use and Care Guide

Flexible Duct



TOOLS REQUIRED



Scissors



Utility knife



*Duct tape



Screwdriver

HARDWARE REQUIRED (NOT INCLUDED)



Wormgear clamps (2)

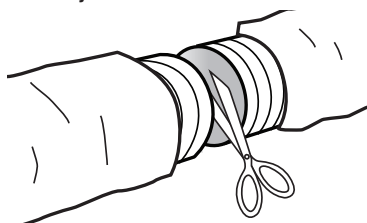
Notice

*Use tapes listed and labeled in accordance with Standard UL 181B and marked "181B-FX".
For uninsulated air ducts and air connectors, disregard references to insulation and jacket.

Installation - Connection

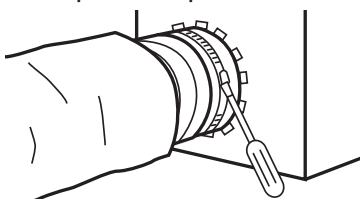
1 CUTTING THE DUCT

- After the desired length is determined, cut the duct in half with a knife or scissors. Cut the wire with wire cutters. Fold back the jacket and insulation.



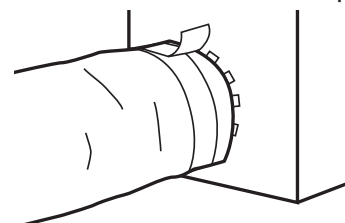
2 SECURING THE CORE

- Slide at least 1 in. of core over the fitting, and past the bead. Seal the core to the collar with at least 2 wraps of duct tape.



3 TAPING THE JACKET

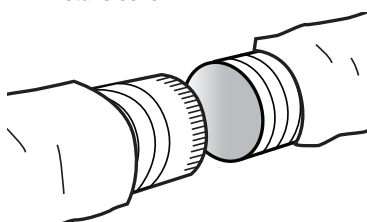
- Pull the jacket and insulation back over the core. Tape the jacket with at least 2 wraps of duct tape. A clamp may be used in place of or in combination with the duct tape.



Installation - Splicing

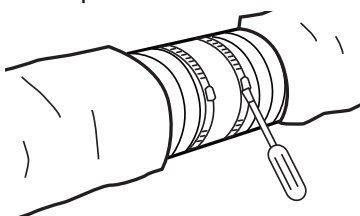
1 ALIGNING THE DUCTS

- Fold back the jacket and insulation from the core. Butt two cores together on a 4 in minimum length metal sleeve.



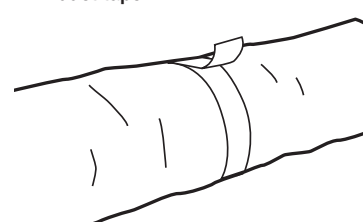
2 SECURING THE DUCTS

- Tape the cores together with at least 2 wraps of duct tape. Secure the connection with 2 clamps placed over the taped core ends and past the beads.



3 TAPING THE JACKET

- Pull the jacket and insulation back over the cores. Tape the jackets together with at least 2 wraps of duct tape.



Warranty

WHAT IS COVERED

All merchandise is warranted to be free from defects in workmanship and material for one year from the date of purchase. This includes normal wear and performance failure on items. The manufacturer will replace or repair at their option.

WHAT IS NOT COVERED

This warranty only covers normal wear and performance failure. It does not cover any malfunction, performance failure, or defect arising from the misuse, abuse, neglect, or modification of the product. Any damage or malfunction inflicted upon the product by the user or other external sources, or any failure to comply with the warnings and instructions, is not covered.

For further assistance visit www.DundasJafine.com.