

Date: \_\_\_\_\_  
 In hands date of project: \_\_\_\_\_  
 Project name/Number: \_\_\_\_\_  
 Name of distributor: \_\_\_\_\_  
 Client #: \_\_\_\_\_  
 Name of end user: \_\_\_\_\_

## ORDERING INFORMATION

Order code: 64601  
 Description: LED/SL2H/24W/30K/120-277V/MS/WH/STD  
 UPC: 69549646018  
 Case quantity: 4

## FIXTURE PERFORMANCE

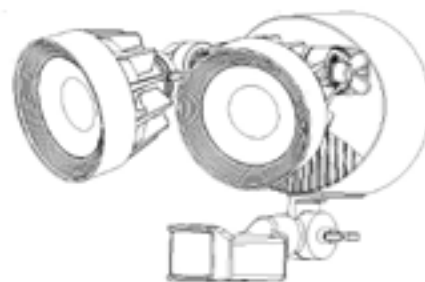
Wattage (W): 24  
 Input Voltage: 120-277  
 Color temperature (K): 3 000  
 Lumens (lm): 1 980  
 Efficacy(LPW): 83  
 CRI:  $\geq 80$   
 L70 hours: 50 000  
 IP rating: 65  
 Housing finish: White  
 Motion sensor included: Yes  
 Operating temperature:  $-40^{\circ}\text{C} / -40^{\circ}\text{F}$  to  $40^{\circ}\text{C} / 104^{\circ}\text{F}$   
 Power factor (PF): 120V  $\geq 0.9$   
 Total harmonic distortion (THD): 120V  $\leq 20\%$

## SENSOR SPECIFICATION

Beam angle:  $180^{\circ}$   
 Detection range: 65 ft (20 m)  
 Detection motion speed: 0.6-1.5 m/s  
 Time setting: 10 sec  $\pm$  5 sec to 7 min  $\pm$  2 min  
 Sensibility setting: min 6.5 ft (2 m) to max 65 ft (20 m)  
 Lux setting:  $< 3 \sim 2\,000$  lux  
 Installation height: 6.5-7 ft (2-2.4 m)



## TECHNICAL DRAWINGS



## DIMENSIONS

Length:  $7 \frac{23}{32}$ " (196 mm)  
 Height:  $6 \frac{13}{16}$ " (173 mm)  
 Width:  $9 \frac{1}{4}$ " (235 mm)



WET



WARRANTY



IP65



ETL



FCC



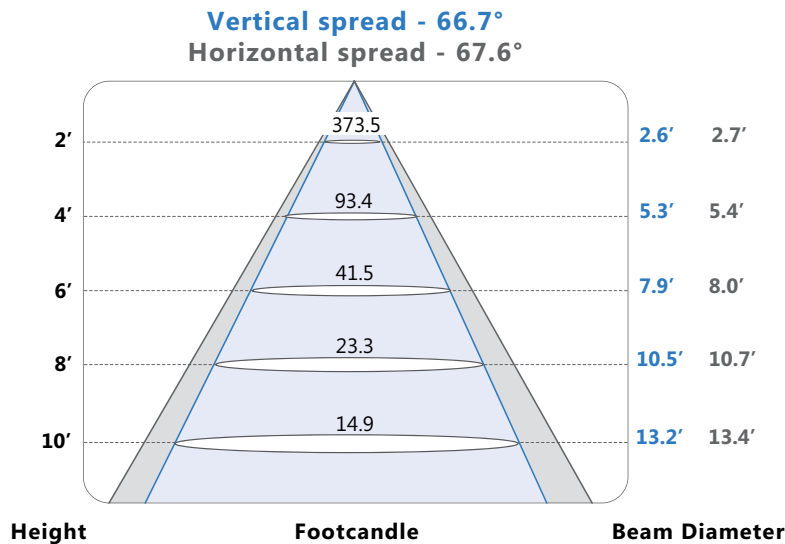
RoHS

The attached data is provided to assist users in making lighting decisions based on various assumptions, factors and methods. Resources and efforts have been put in place to account for the data and the development of this tool however STANDARD does not warrant or guarantee that the results obtained will be accurate under actual use conditions. A lighting layout is recommend to ensure the proper light levels are attained to satisfy the demand of the application. Data is based upon tests performed in a controlled environment and representative of relative performance. Actual performance can vary depending on operating conditions. Specifications are subject to change without notice.

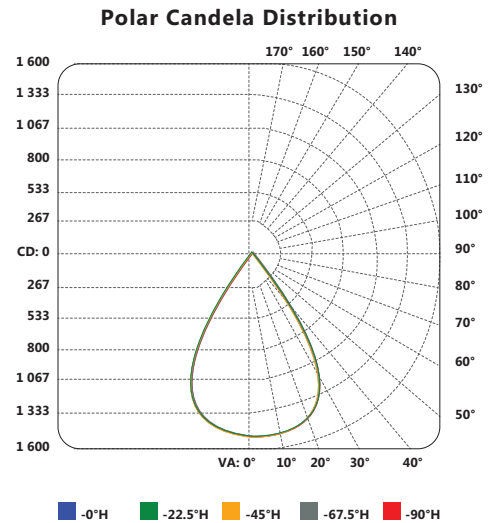
## ORDERING INFORMATION

Order code: 64601  
 Description: LED/SL2H/24W/30K/120-277V/MS/WH/STD  
 UPC: 69549646018  
 Case quantity: 4

## PHOTOMETRICS - BEAM SPREAD\*



## PHOTOMETRICS - CANDELA DISTRIBUTION\*



\* complete IES files available on our website

## WARNINGS

- Installation and maintenance must be performed by licensed electricians only.
- To avoid risk of electric shock, make sure to turn off main power switch prior to installation or maintenance.
- Must be installed in compliance with Canadian Electrical Code in Canada or National Electrical Code (NEC) in the US.
- Make sure input voltage and frequency are compatible with the fixture. Check installation guide for power requirements prior to installation.

Qty	Description	Price

I accept the specifications of the luminaire configuration mentioned above.

Name: \_\_\_\_\_

Company: \_\_\_\_\_

Signature: \_\_\_\_\_

Date: \_\_\_\_\_

The attached data is provided to assist users in making lighting decisions based on various assumptions, factors and methods. Resources and efforts have been put in place to account for the data and the development of this tool however STANDARD does not warrant or guarantee that the results obtained will be accurate under actual use conditions. A lighting layout is recommend to ensure the proper light levels are attained to satisfy the demand of the application. Data is based upon tests performed in a controlled environment and representative of relative performance. Actual performance can vary depending on operating conditions. Specifications are subject to change without notice.