

## ORDERING INFORMATION

Order code: 63644  
 Description: LED/DL4/10W/30K/RETRO/WH/STD  
 UPC: 69549636446  
 Case quantity: 16

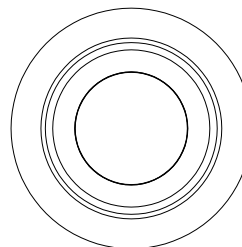


## PERFORMANCE DATA

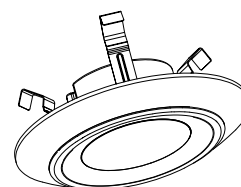
Shape:	Round
Size and type:	Downlight 4"
Finish colour:	White
Wattage (W):	10
Lamp voltage (VAC):	120
Base:	E26
Beam angle:	112.5°
THD:	<20%
Power factor:	0.99
CBCP:	240.6
CRI:	83
Color temperature (K)**:	3 000
Initial lumen (lm)*:	684
Initial lumen per watt (lm/W):	68
Operating temperature range:	- 20 °C / - 4 °F to 45 °C / 113 °F
Minimum jbox required:	1 ½"

MOL: 1 13/16 in. (46 mm) Dia. : 5 23/32 in. (145 mm)

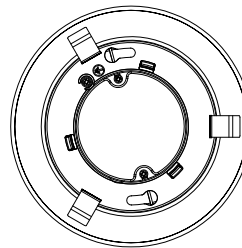
Flat Front View



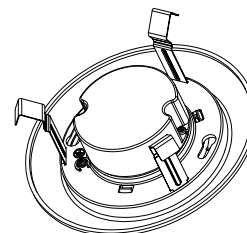
Angled Front View



Flat Back View

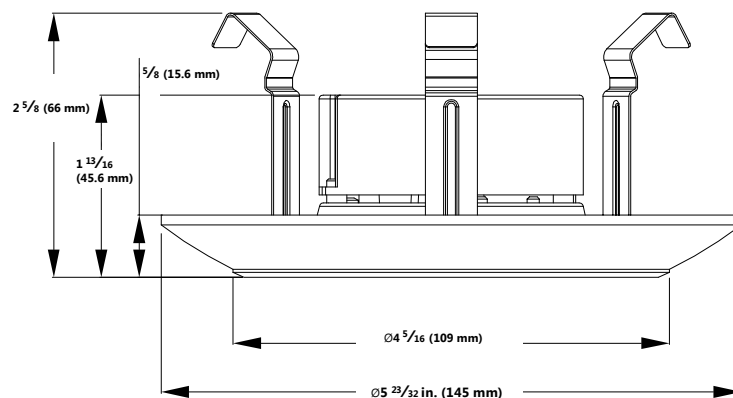


Angled Back View



\*Initial lumens range: +/- 5 %

\*\*Typical colour temperature range: +/- 5 %



For a complete list of ENERGY STAR qualified products, please visit [www.standardpro.com](http://www.standardpro.com)

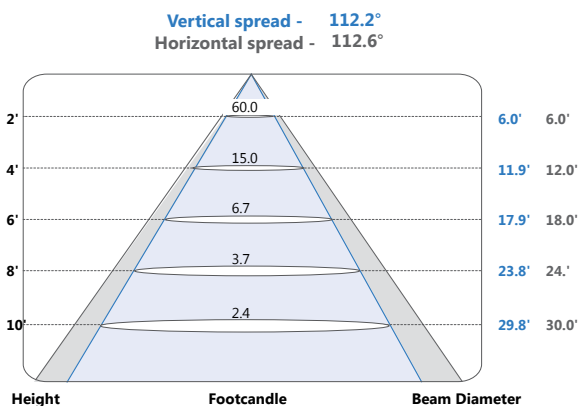
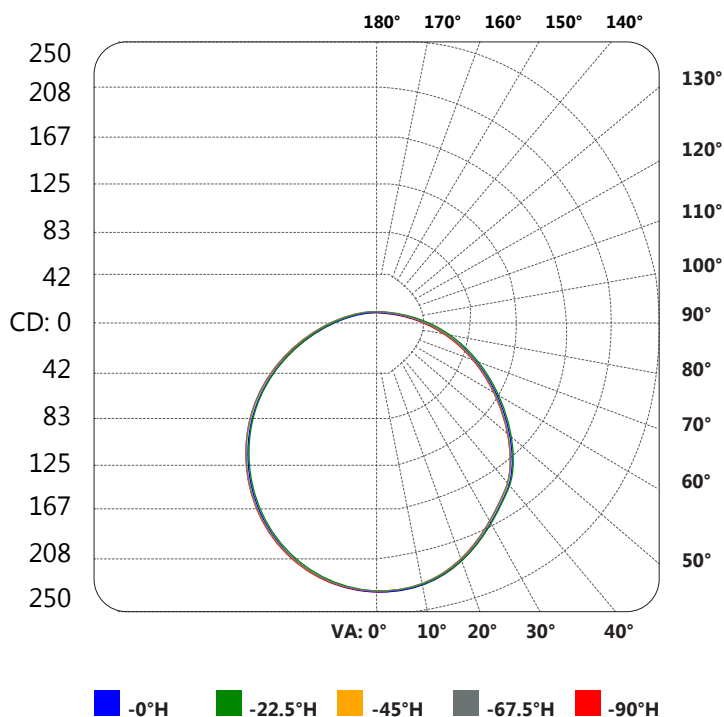
Data is based upon tests performed in a controlled environment and representative of relative performance. Actual performance can vary depending on operating conditions. Specifications are subject to change without notice.

December 9, 2015

**STANDARD**®

## PHOTOMETRY

### Polar Candela Distribution



## COMPATIBLE DIMMER LIST

Brand:	Model
Legrand:	HCL453P
Cooper:	DAL06P, SAL06P, SLC03P
Leviton:	IPL06, 6674, DSM10-1LZ
Lutron:	DVCL-153P, CTCL-153P, AYCL-253P, DVCL-253P, DVELV-300P, SELV-300P, NTELV-600

**NOTE:** The above table shows dimmers that have been tested and have demonstrated proper operation under normal conditions. Each installation being unique, various factors such as load, common neutrals or other electrical products on the circuit can, in certain instances, cause variance in system performance. Read and comply to the dimmer installation instructions. Consult dimming system manufacturer for additional support in operation. Standard recommends to use dimmers designed to work with LED products. Older dimmers designed for incandescent lamps may cause erratic operation. Do not mix products of different wattages or types on the same dimming circuit. Some dimmers may require more than one product for stable operation. See number in bracket besides each dimmer, when applicable. The maximum number of products is determined by the dimmer wattage rating with LEDs. Be careful, these dimmers have different ratings depending on the product type. Again, refer to the dimmer installation instructions. For example, if the dimmer rating is 150W with LED, a user may use up to fifteen (15) 10 W downlight.

Specifications are subject to change without notice.