


RETROFIT CONNECTIONS

Dahl offers a full line of time saving retrofit valves, fittings and kits



Made in Canada.
Really.



111-41-31

3/8" OD Female Comp x 3/8" OD Comp

- Piggy-back on old adapter or valve
- Leave old joints in place and save time
- Quick 1/4 turn shut-off
- Applications for bidets, faucets, dishwashers ice makers, water filters, instant hots and more
- Available in 3/8", 1/2", and 5/8" OD Female Comp and Female Swivel Hose
- For more applications please see reverse of sheet
- Available in dahl •ECO models with lead-free ECO BRASS®



ADAPTERS



ELBOWS



TEES



DUAL OUTLETS



TEE & VALVE KITS



HOSE VALVES



WATER HAMMER
ARRESTER STOPS

ANGLE SUPPLY
STOPS



STRAIGHT SUPPLY
STOPS

3/8" OD Fem. Comp

1/2" OD Fem. Comp

5/8" OD Fem. Comp









25 YEAR WARRANTY

dahl
Turn to Quality. Turn to **Dahl**.™
www.dahlvalve.com

Available in 3 sizes to retrofit to
3/8" OD, 1/2" OD or 5/8" OD Compression fittings

RETROFIT CONNECTIONS

Popular Models

 <p>111-41-31 211-41-31</p>	<p>STOPS</p>	<ul style="list-style-type: none"> • Retrofit onto old valves instead of replacing them • Retrofit onto adapters to install a shut-off valve
 <p>111-41-31-31</p>	<p>DUAL OUTLETS</p>	<ul style="list-style-type: none"> • The quick way to hook up to dishwashers, icemakers, water filters and instant hots
 <p>41-41-31-PL</p>	<p>TEES</p>	<ul style="list-style-type: none"> • Install branch lines off of supply stops and adapters in minutes
 <p>110-41-PX3</p>	<p>ADAPTERS</p>	<ul style="list-style-type: none"> • Create custom length supply lines out of extra pieces of PEX and PEX-AL-PEX • Outlets available in 3/8, 1/2 & 5/8 OD Female Compression and Female Swivel Hose
 <p>211-41-31</p>	<p>ELBOWS</p>	<ul style="list-style-type: none"> • Retrofit this angle adapter onto the existing straight stop instead of installing a new angle stop!
 <p>41-2421</p>	<p>TEE & VALVE KITS</p>	<ul style="list-style-type: none"> • Install branch lines, with separate shut-off, from existing supply stops and adapters • Specialty kits available for bidet attachments and Washlets
 <p>121-04-04F</p>	<p>HOSE-MATE™</p>	<ul style="list-style-type: none"> • Quick fix for old garden hose bibbs, washing machine valves and old drain valves on hot water tanks • Available in straight or angle pattern • Available with integral AA ASSE 1010 Water Hammer Arrester • High flow Large Bore model available in straight pattern
 <p>111-41-31-14WHA 111-41-31-14WHA</p>	<p>WATER HAMMER ARRESTER STOPS</p>	<ul style="list-style-type: none"> • With integral AA ASSE 1010 Water Hammer Arrester • Straight or angle pattern • Female compression for supply stop applications • Female hose for washing machine applications



Other outlet sizes and options available.
See our catalogs or contact us for details.

Dahl Brothers Canada Limited
2600 South Sheridan Way
Mississauga, Ontario
Canada L5J 2M4

1.800.268.5355 CAN Toll-Free
1.800.268.2363 U.S. Toll-Free
1.800.226.1801 CAN & U.S. Fax
sales@dahlvalve.com Email

All our mini-ball™ Valves are available in dahl•ECO versions, which average less than 0.1% lead on wetted surfaces and are made of ECO BRASS® alloy. Simply replace the first digit of the part number with "5" for straight valves/adapters, and "6" for angle valves/elbows. For kits, tees and Dual Shut-Off valves, add an "E" prefix to the part number.

