



Fernco Wax Free Urinal Seal

Leak-Free, Hassel-Free, Worry-Free



Leave it for Fernco to develop
a fast, reliable, leak-free urinal seal.

WAX FREE URINAL SEAL BENEFITS & FEATURES

- Fast, easy installation that provides a long term solution - even **reusable on the same urinal** during service calls
- Strong, flexible adhesive creates a positive seal with the urinal
- Engineered to seal to the inside diameter of the drain pipe forming a water tight, gas tight and odor tight seal
- Made of flexible PVC and will move with the urinal
- Will not absorb moisture or break down over time and is impervious to mold and mildew
- Ideal for new installations and replacements



Wax Free Urinal Seal*

PART NO.	DESCRIPTION	CASE QTY
FUS-2	Wax Free Urinal Seal for 2" drain pipe	24

*Patent Pending



Fernco
Inc.



PIONEERING • EVOLVING • PERFECTING

United States
PH: 810-653-9626
FX: 810-653-8714

www.fernco.com

Canada
PH: 519-332-6711
FX: 519-332-8610

T1810

Fernco Wax Free Urinal Seal

Leak-Free, Hassel-Free, Worry-Free

Discover the Fernco Wax Free Urinal Seal advantages

Replace the seal **every time...**



...or do it **right the first time!**

1) WALL PREPARATION

NEW: Install the hanger brackets and the drain connection according to the urinal manufacturer's instructions.

REPLACEMENT: Urinal flange wall adapter must be clean and free from wax or old sealing material.



4) HANG URINAL

Hang the top of the urinal on the hanger brackets, then pivot the urinal down until the seal makes contact with the urinal. Reach behind the urinal and press the adhesive firmly onto the back of the urinal.



2) PREPARE URINAL

Urinal must be clean, dry, and free from wax or old sealing material.



5) SECURE URINAL


Tighten the bolts to secure the urinal against movement.

Do not over-tighten or the urinal may break.



3) INSTALL URINAL SEAL

Insert the Fernco urinal seal into the wall adapter far enough that it will not fall out during urinal installation. Remove white release paper from adhesive.

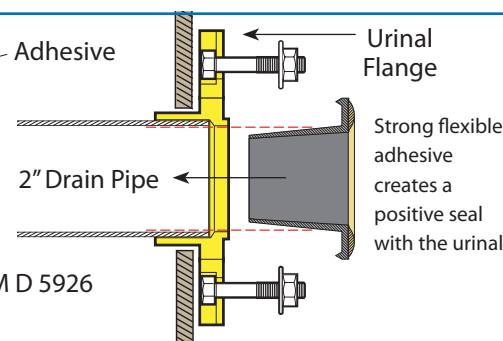
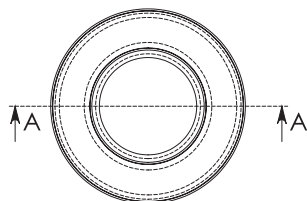
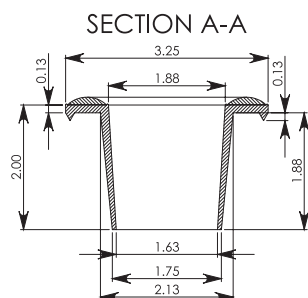


6) CHECK FOR LEAKS

Connect water supply and verify the drain connection is leak free.



DIMENSIONS



- Gasket Material: Plasticized PVC 75 Conforming to ASTM D 5926
- Adhesive: Permanent Pressure Sensitive Adhesive

*Patent Pending



www.fernco.com