

Exposed TECK® Flush Valve

TECK®
COMMERCIAL

DELTA

Specification: (example)

(FOR 1-1/2" TOP INLET CLOSET FIXTURE)

- Quiet action, TECK® exposed diaphragm flush valve
- Chloramine resistant diaphragm
- Forged brass diaphragm retainer
- Renewable seat
- Polished chrome plated finish
- **External water conserving flush volume adjustment**, (except -48 and -6 models) factory set at 60 PSI to 6 litre (1.6 gal.)
- Vandal resistant cover screw
- Metal "non hold open" handle
- **1" FIP/copper sweat inlet adaptor** angle check stop with protecting cap
- Adjustable 121mm (4-3/4") plus or minus 11mm (7/16") inlet/valve outlet centers
- Vacuum breaker
- Cover tube and S/S wall flange, spud flange and concealed spud nut

WITH 292mm (11-1/2") LENGTH:

- ❑ **81T201**
As above
- ❑ **81T201-1**
Same as 81T201, but with trap seal primer tee
- ❑ **81T201-5**
Same as 81T201, but with center cover bumper
- ❑ **81T201-6**
Same as 81T201, but **Not Field Adjustable**
- ❑ **81T201-48**
Same as 81T201, but factory set at 60 PSI to 4.8 litre (1.27 gal.), **Not Field Adjustable**
- ❑ **81T201-56**
Same as 81T201-5, but **Not Field Adjustable**
- ❑ **81T201-548**
Same as 81T201-5, but factory set at 60 PSI to 4.8 litre (1.27 gal.), **Not Field Adjustable**

WITH 610mm (24") LENGTH

- ❑ **81T221**
As above
- ❑ **81T221-1**
Same as 81T221, but with trap seal primer tee
- ❑ **81T221-6**
Same as 81T221, but **Not Field Adjustable**
- ❑ **81T221-48**
Same as 81T221, but factory set at 60 PSI to 4.8 litre (1.27 gal.), **Not Field Adjustable**



Approvals:

- IAPMO listed to CSA B125.3/ASSE 1037
- ADA compliant and meets Handicapped Accessibility Standard ICC/ANSI A117.1 of less than 5 lbs. operating force.

(Contact Delta Representative for State and/or Local Approvals.)


Engineer/Architect Approval

Model Specified:

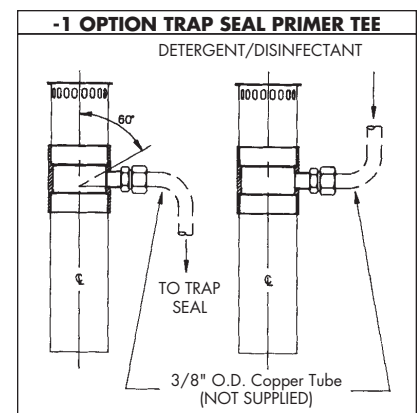
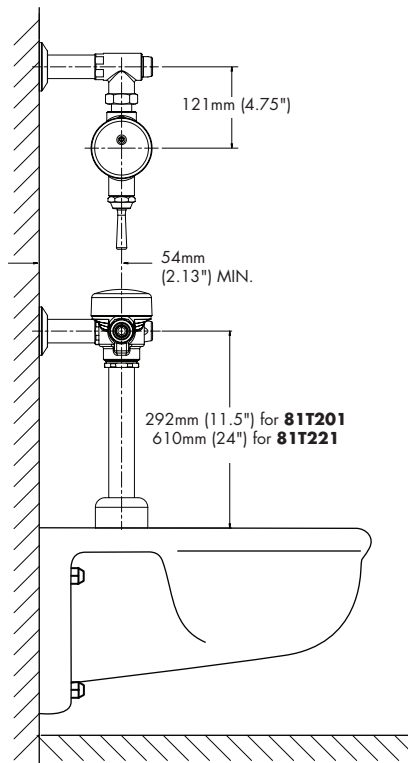
Approval:

Date:

Note: Measurements may vary $\pm 6\text{mm}$ (0.25")



81T201



Note: For high and low pressure applications, please see page FEA-81T High Water Pressure note for more details.
Verify flow requirements with bowl manufacturer.