




Armstrong®

Your ideas become reality®

the art of
THE CEILING.



RETAIL CEILING GUIDE



Getting Started

Selecting the right Armstrong ceiling for your home is a breeze.

Just complete the do-it-yourself checklist designed to make sure you walk out of the store with the best product for your ceiling project and the materials you need to get the job done right!

Just check off the type of ceiling you're looking for, the features you want, and the ceiling style you like best. Match up your checkmarks with the Armstrong products that meet your needs.

Step One: Select your ceiling type

- ☐ **TILES** – Attractive 12" x 12" tiles attach directly to your existing ceiling surface, minimizing loss of ceiling height.
- ☐ **PLANKS** – Versatile Armstrong ceiling planks also fasten directly to your current ceiling, without the need for any type of grid system. The planks are available in sizes 6" x 48", 5" x 78" and 5" x 84".
- ☐ **PANELS** – 2' x 2' and 2' x 4' panels lay in a suspended grid system below your existing ceiling surface. Suspended panels are an ideal way to lower or level your existing ceiling or make it easy to gain access to fixtures above the ceiling.

Suspended panels are also the way to go if you are installing recessed lighting. But, remember, you'll need a little more room – an additional 6" drop below your current ceiling.

Step Two: Choose your ceiling style

Armstrong offers many decorative options and special features in tile, plank and panel ceilings, so it's up to you to decide which of our attractive ceiling styles is right for you.

- ☐ Traditional
- ☐ Wood Look
- ☐ Neutral
- ☐ Sculptured Plaster Look
- ☐ Tin Look

Step Three: Select your special features

Armstrong Decorative Ceilings and HomeStyle Ceilings are carefully designed to meet the do-it-yourself decorative and performance needs of the residential shopper, while our Contractor Ceilings are institutional-style ceilings intended for light commercial use.

While all Armstrong ceilings have some strong characteristics in common, including washability, standard acoustics and fire-retardance, many also have extra features that may be particularly important in your home.

- ☐ **BioBlock™ Treatment** ceilings are specially treated to inhibit or retard the spread of mold and mildew on the painted surface.
- ☐ **Extra Sound Reduction** ceilings further reduce noise within a room, or traveling from room to room, by absorbing up to 60 percent of the sounds that strike their surface.
- ☐ **Extra Sag-Resistant (HumiGuard™ Plus)** ceilings are ideal for areas with high humidity, but not where subjected to standing water.
- ☐ **Durable, Vinyl-Coated** ceilings are ideal for rooms that get more than their share of wear and tear, including kitchens, baths and family rooms.

Installing Ceiling Tiles and Planks

Armstrong ceiling tiles and planks can be installed directly to an existing ceiling. There are several installation methods available:

Easy Up® Ceiling Installation Kit

Each kit contains all the materials you'll need to install 40 square feet of ceiling tile or plank or one and a half 29 square foot cartons of WoodHaven™ Laminate Ceiling Planks. Installations using kits require 50 percent less nailing than furring strips.

Easy Up Installation Kit – Item #6352



- 1** Attach tracks with nails or screws.
- 2** Position tiles.
- 3** Slide tiles into place.

Adhesive

Armstrong ceiling tiles can be cemented directly to an existing ceiling that is in good condition.

Furring Strips

Armstrong ceiling tiles can be stapled to kiln-dried wood furring strips placed in rows 12" apart.

Installing WoodHaven Planks

Our beautiful prefinished laminate planks install in a breeze. With specially designed installation clips and screws that are included right in the plank package, they install right to exposed joists or furring strips. It doesn't get much easier than that!

Installing 2' x 2' and 2' x 4' Ceiling Panels

It's easy to install ceiling panels using Armstrong Suspended Ceiling Grid Kits. Each kit contains all the materials you'll need to install 64 square feet of ceiling. Main beams, cross tees and wall moldings are also available individually.



Suspended Ceiling Installation Kits –

2' x 2' Kit –

Item #6357WH

2' x 4' Kit –

Item #6355WH

- 1** Install wall molding. Suspend hanger wires and main beams.



- 2** Install cross tees.



- 3** Drop in ceiling panels.



Estimating How Many Cartons You'll Need

With Armstrong, estimating how much ceiling product you need is also a snap.

- 1 Measure the length and width of your room. Round up to the next whole number of feet.
- 2 Multiply the length of the room in feet by the width of the room in feet and divide by the number of square feet of ceiling in each carton.
- 3 Round your answer to the next whole number to determine how many cartons you'll need.


Finishing Techniques

The incredible versatility of our Armstrong ceiling products gives you the opportunity to really make a room special by adding a personal touch to your ceiling project.

Paint your ceiling to mimic any metal – Bronze, Tin, Gold or Copper – or to match your décor. Now you can complement the look of any room in your home by painting your tile, plank or panel ceiling. Install the ceiling following the instructions found in the carton and use a paint roller with a 1/4" nap to apply two coats of paint. Wait 24 hours between coats. When painting a suspended ceiling, the grid may be painted also. Latex or water-based paints are recommended.



1201 Raised Panel



1242 Tin Look, Squares (painted cream)

Accent-uate the Positive

To achieve the look of wood without the expense – Start with a clear acrylic faux finishing base and tint with either pigment or acrylic paint. Put planks or tile on a table, brush the mixture on the product, and wipe off to get the desired effect.

Finish with a crackle glaze for a weathered or aged look – Tiles and panels may be painted any color and finished with a clear acrylic crackle glaze to achieve a weathered look. Use a water-based paint. You will need two colors: a dark shade for the base and a light shade for the finish coat.

You can also add some personality to a new room or freshen up an existing ceiling with Armstrong Accents™ ceiling panels. With seven unique designs to choose from, there's sure to be an Accents panel that's right for you!

- Three-dimensional look
- Fire-retardant
- Limited lifetime warranty
- Install with grid
- Mix and match with any Armstrong 2' x 2' panel



480 Country Classic Plank (stained)



310 Accents Guitars





1266 WoodHaven, Walnut

Today, interior designers see ceilings as a third decorating surface that, like walls and floors, can add interest and beauty to any room. With Armstrong Decorative Ceilings and HomeStyle Ceilings, it's easy to add your own special touch to every room. After all, your home is a reflection of your personality. And, with an Armstrong ceiling, you can express yours in a creative and unique way that sets your home apart from the rest.

Frequently Asked Questions

What are Armstrong ceilings made of?

Armstrong mineral board ceilings are made of inert mineral components, binders and inert filler materials with up to 55 percent recycled content. Armstrong also offers high-performance engineered resin and durable laminate plank ceilings.

Where can Armstrong ceilings be used?

For residential interiors, you can choose from Decorative Ceilings or HomeStyle Ceilings which include mineral board, engineered resin or beautiful wood laminate ceilings. Use Contractor Ceilings for light commercial use. Indoors, ceiling products should be stored and installed in areas with a normal temperature range of 60° - 85°F and not exceeding 70 percent relative humidity, except HumiGuard™ Plus ceilings which can be used in temperatures ranging from 40° - 120°F and anywhere standing water is not present.

How much will a new ceiling cost?

Not as much as you may think. Costs vary according to product design and performance features. Ceiling panel costs for a new ceiling in a 10' x 12' room would range from \$75 - \$200.

Can I put insulation on the back of an Armstrong ceiling?

Only Armstrong suspended ceilings that are at least 5/8" thick can be back-loaded with additional insulation. Rolled insulation must be used and installed perpendicular to the cross tees so that the weight of the insulation rests on the suspended grid system, and there is air space between the insulation and the panel. Ask your dealer for specific details.

Can I paint my Armstrong tile or suspended ceiling?

All Armstrong ceiling tiles and panels (except fiberglass) can be painted with latex paints. The front and back of 2' x 2' and 2' x 4' panels should be painted. Note: Armstrong cannot guarantee that the published surface burning characteristics, fire resistance ratings, acoustical performance, dimensional stability/sag or light reflectance will remain the same after repainting.

How many fluorescent lighting fixtures will I need?

Rule of thumb: Use two four-foot fluorescent tubes for every 75 square feet of suspended ceiling. Also, many Armstrong ceilings provide good light reflectance which saves energy.

Where can I get product warranty information?







Detailed warranty information is included in every ceiling product carton.



Visit our Web site: www.armstrong.com
1 800 233 3823







DECORATIVE CEILINGS For your home

12" x 12" TILES Install directly to existing ceiling

Tin Look® PERFECT TILE					
					
1240 TIN TILE 12" x 12" x 1/2" 305mm x 305mm x 13mm Tongue & groove square edge tile 40 sq. ft. per carton 40 pcs. per carton • Tin ceiling look • Paint to mimic metal or match any decor • Durable, vinyl-coated surface • Fire-retardant • Lifetime limited warranty	1241 FANS 12" x 12" x 1/2" 305mm x 305mm x 13mm Tongue & groove square edge tile 40 sq. ft. per carton 40 pcs. per carton • Tin ceiling look • Paint to mimic metal or match any decor • Durable, vinyl-coated surface • Fire-retardant • Lifetime limited warranty	1242 SQUARES 12" x 12" x 1/2" 305mm x 305mm x 13mm Tongue & groove square edge tile 40 sq. ft. per carton 40 pcs. per carton • Tin ceiling look • Paint to mimic metal or match any decor • Durable, vinyl-coated surface • Fire-retardant • Lifetime limited warranty	1243 TRIANGLES 12" x 12" x 1/2" 305mm x 305mm x 13mm Tongue & groove square edge tile 40 sq. ft. per carton 40 pcs. per carton • Tin ceiling look • Paint to mimic metal or match any decor • Durable, vinyl-coated surface • Fire-retardant • Lifetime limited warranty	1244 CIRCLES 12" x 12" x 1/2" 305mm x 305mm x 13mm Tongue & groove square edge tile 40 sq. ft. per carton 40 pcs. per carton • Tin ceiling look • Paint to mimic metal or match any decor • Durable, vinyl-coated surface • Fire-retardant • Lifetime limited warranty	1245 RAISED PANEL 12" x 12" x 1/2" 305mm x 305mm x 13mm Tongue & groove square edge tile 40 sq. ft. per carton 40 pcs. per carton • Tin ceiling look • Paint to mimic metal or match any decor • Durable, vinyl-coated surface • Fire-retardant • Lifetime limited warranty

Note: Painting is recommended to avoid the visual of seams.

5" x 84" LAMINATE CEILING PLANKS Install directly to existing ceiling

woodhaven® PERFECT PLANK					
					
1262 CLASSIC MAPLE 5" x 84" x 3/8" 12/16mm x 2134mm x 10mm Tongue & groove 29 sq. ft. per plg. 10 pcs. per carton • Natural wood-grain look • Durable, with excellent sag performance • Maintenance-free • Easy installation • Lifetime limited warranty	1263 NEW APPLE 5" x 84" x 3/8" 12/16mm x 2134mm x 10mm Tongue & groove 29 sq. ft. per plg. 10 pcs. per carton • Natural wood-grain look • Durable, with excellent sag performance • Maintenance-free • Easy installation • Lifetime limited warranty	1264 RUSTIC PINE 5" x 84" x 3/8" 12/16mm x 2134mm x 10mm Tongue & groove 29 sq. ft. per plg. 10 pcs. per carton • Natural wood-grain look • Durable, with excellent sag performance • Maintenance-free • Easy installation • Lifetime limited warranty	1265 WHITE WASH 5" x 84" x 3/8" 12/16mm x 2134mm x 10mm Tongue & groove 29 sq. ft. per plg. 10 pcs. per carton • Natural wood-grain look • Durable, with excellent sag performance • Maintenance-free • Easy installation • Lifetime limited warranty	1266 WALNUT 5" x 84" x 3/8" 12/16mm x 2134mm x 10mm Tongue & groove 29 sq. ft. per plg. 10 pcs. per carton • Natural wood-grain look • Durable, with excellent sag performance • Maintenance-free • Easy installation • Lifetime limited warranty	1267 LIGHT ASH 5" x 84" x 3/8" 12/16mm x 2134mm x 10mm Tongue & groove 29 sq. ft. per plg. 10 pcs. per carton • Natural wood-grain look • Durable, with excellent sag performance • Maintenance-free • Easy installation • Lifetime limited warranty





NOTE: Noise reduction coefficient (NRC), ceiling attenuation class (CAC), light reflectance (LR) and flame spread ratings are expressed according to ASTM E 1264 requirements.

Accents, BioBlock, Bravada II, BioBlock, Brighton, Cascade, Chaparone, Circa, Contractor, Country Classic, Durbard, Driftway Square, Easy Up!, Espirit®, Fans, Fissured, Football, Glenwood, Grenoble, Guitars, Heritage Plank, HomeStyle, HumGuard, Kensington, Pebble, Pebblebrook, Pebblewood, Racacar, Raised Panel, Sahara, Sand Pebble, Saxophones, Shasta's Soccer Square, Sun, Super-Tuff, TinTile, TinWave, Triangles, Wallington and Woodhaven are trademarks of AWI Licensing Company.

DECORATIVE CEILINGS For your home









5" x 84" LAMINATE CEILING PLANKS

5" x 78" CEILING PLANKS



woodhaven® PERFECT PLANK			
			
1268 NATURAL CHERRY 5" x 84" x 3/8" 12/16mm x 2134mm x 10mm Tongue & groove 29 sq. ft. per plg. 10 pcs. per carton • Natural wood-grain look • Durable, with excellent sag performance • Maintenance-free • Easy installation • Lifetime limited warranty	1269 CLEAR MAPLE 5" x 84" x 3/8" 12/16mm x 2134mm x 10mm Tongue & groove 29 sq. ft. per plg. 10 pcs. per carton • Natural wood-grain look • Durable, with excellent sag performance • Maintenance-free • Easy installation • Lifetime limited warranty	1148 PAINTED WHITE 5" x 78" x 3/8" 12/16mm x 1981mm x 10mm Tongue & groove 19 sq. ft. per plg. 7 pcs. per carton • Natural wood-grain look • Durable, with excellent sag performance • Maintenance-free • Easy installation • Lifetime limited warranty	1149 BEADBOARD 5" x 78" x 3/8" 12/16mm x 1981mm x 10mm Tongue & groove 19 sq. ft. per plg. 7 pcs. per carton • Natural wood-grain look • Durable, with excellent sag performance • Maintenance-free • Easy installation • Lifetime limited warranty

HOME Style® CEILINGS For every room in the home





12" x 12" TILES Install directly to existing ceiling

HOME Style® PERFECT TILE							
							
21 KENSINGTON 12" x 12" x 1/2" 305mm x 305mm x 13mm Tongue & groove square edge tile 40 sq. ft. per carton 40 pcs. per carton • Classic stenciled design • Paint to mimic metal or match any decor • Durable, vinyl-coated surface • Fire-retardant • Lifetime limited warranty	30 PEBBLEWOOD 12" x 12" x 1/2" 305mm x 305mm x 13mm Tongue & groove square edge tile 40 sq. ft. per carton 40 pcs. per carton • Framed inset design • Fire-retardant • Lifetime limited warranty	46 WELLINGTON 12" x 12" x 1/2" 305mm x 305mm x 13mm Tongue & groove square edge tile 40 sq. ft. per carton 40 pcs. per carton • Tin ceiling look • Parquet paint finish surface • Fire-retardant • Lifetime limited warranty	225 GLENWOOD 12" x 12" x 1/2" 305mm x 305mm x 13mm Tongue & groove beveled edge tile 40 sq. ft. per carton 40 pcs. per carton • Plaster look • Durable, vinyl-coated surface • Fire-retardant • 10-year limited warranty	227 DRIFTWAY SQUARE 12" x 12" x 1/2" 305mm x 305mm x 13mm Tongue & groove beveled edge tile 40 sq. ft. per carton 40 pcs. per carton • Plaster look • Durable, vinyl-coated surface • Fire-retardant • 10-year limited warranty	231 WASHABLE WHITE 12" x 12" x 1/2" 305mm x 305mm x 13mm Tongue & groove beveled edge tile 40 sq. ft. per carton 40 pcs. per carton • Plaster look • Fire-retardant • 10-year limited warranty	255 CHAPARONE 12" x 12" x 1/2" 305mm x 305mm x 13mm Tongue & groove beveled edge tile 40 sq. ft. per carton 40 pcs. per carton • Plaster look • Fire-retardant • 10-year limited warranty	258 GRENABLE 12" x 12" x 1/2" 305mm x 305mm x 13mm Tongue & groove beveled edge tile 40 sq. ft. per carton 40 pcs. per carton • Plaster look • Fire-retardant • 10-year limited warranty





6" x 48" PLANKS Install to existing ceiling

woodhaven® PERFECT PLANK	
	
482 HERITAGE PLANK 6" x 48" x 1/2" 152mm x 1219mm x 13mm Tongue & groove beveled edge plank 40 sq. ft. per carton 20 pcs. per carton • Real wood-grain look • Fire-retardant • Extra easy to install • Lifetime limited warranty	480 COUNTRY CLASSIC PLANK 6" x 48" x 1/2" 152mm x 1219mm x 13mm Tongue & groove beveled edge plank 40 sq. ft. per carton 20 pcs. per carton • Real wood-grain look • Fire-retardant • Extra easy to install • Lifetime limited warranty



24" x 24" PANELS Install with grid

			
240 SUPERTUFF 24" x 24" x 5/8" 610mm x 610mm x 16mm Square edge panel 64 sq. ft. per carton 16 pcs. per carton • 3-dimensional look • Reduces sound by 50% • Scratch- and impact-resistant • Reduces sound by 50% • BioBlock treatment inhibits mold and mildew • Extra sag-resistant • Hides, but provides access to pipes, ducts & wiring • Lifetime limited warranty	266 BRIGHTON 24" x 24" x 1/2" 610mm x 610mm x 13mm Tegular edge panel 64 sq. ft. per carton 16 pcs. per carton • 3-dimensional look • Reduces sound by 45% • Fire-retardant • Hides, but provides access to pipes, ducts & wiring • 10-year limited warranty	269 SAND PEBBLE 24" x 24" x 5/8" 610mm x 610mm x 16mm Tegular edge panel 64 sq. ft. per carton 16 pcs. per carton • 3-dimensional look • Reduces sound by 50% • Fire-retardant • Hides, but provides access to pipes, ducts & wiring • 10-year limited warranty	271 SAHARA 24" x 24" x 5/8" 610mm x 610mm x 16mm Tegular edge panel 64 sq. ft. per carton 16 pcs. per carton • 3-dimensional look • Reduces sound by 50% • BioBlock treatment inhibits mold and mildew • Extra sag-resistant • Hides, but provides access to pipes, ducts & wiring • 10-year limited warranty







24" x 48" PLANKS Install to existing ceiling

			
906 TINWAVE 24" x 24" x 5/8" 610mm x 610mm x 16mm Square edge panel 64 sq. ft. per carton 16 pcs. per carton • Tin ceiling look • Grid-blending pattern • Fire-retardant • Hides, but provides access to pipes, ducts & wiring • 10-year limited warranty	908 CIRCA 24" x 24" x 5/8" 610mm x 610mm x 16mm Square edge panel 64 sq. ft. per carton 16 pcs. per carton • Tin ceiling look • Grid-blending pattern • Fire-retardant • Hides, but provides access to pipes, ducts & wiring • 10-year limited warranty	918 PEBBLEBROOK 24" x 24" x 5/8" 610mm x 610mm x 16mm Tegular edge panel 64 sq. ft. per carton 16 pcs. per carton • 3-dimensional look • Reduces sound by 45% • Fire-retardant • Hides, but provides access to pipes, ducts & wiring • 10-year limited warranty	1201 RAISED PANEL 24" x 24" x 5/8" 610mm x 610mm x 16mm Square edge panel 64 sq. ft. per carton 16 pcs. per carton • Architectural design detail • Grid-blending pattern • Fire-retardant • Hides, but provides access to pipes, ducts & wiring • Lifetime limited warranty





24" x 48" PLANKS Install to existing ceiling

	
1205 RAISED PANEL 24" x 24" x 5/8" 610mm x 610mm x 16mm Square edge panel 64 sq. ft. per carton 16 pcs. per carton • Architectural design detail • Grid-blending pattern • Fire-retardant • Hides, but provides access to pipes, ducts & wiring • Lifetime limited warranty	1270 CASCADE 24" x 24" x 3/4" 610mm x 610mm x 19mm Tegular edge panel 48 sq. ft. per carton 12 pcs. per carton • 3-dimensional look • Grid-blending pattern • Fire-retardant • Hides, but provides access to pipes, ducts & wiring • Lifetime limited warranty

24" x 24" ACCENTS PANELS Install with grid

					
310 GUITARS 24" x 24" x 3/4" 610mm x 610mm x 19mm Tegular edge panel 8 sq. ft. per carton 2 pcs. per carton • 3-dimensional look • Reduces sound by 60% • BioBlock treatment inhibits mold and mildew • Extra sag-resistant • Fire-retardant • Hides, but provides access to pipes, ducts & wiring • Lifetime limited warranty	311 FOOTBALL 24" x 24" x 3/4" 610mm x 610mm x 19mm Tegular edge panel 8 sq. ft. per carton 2 pcs. per carton • 3-dimensional look • Reduces sound by 60% • BioBlock treatment inhibits mold and mildew • Extra sag-resistant • Fire-retardant • Hides, but provides access to pipes, ducts & wiring • Lifetime limited warranty	312 SUN 24" x 24" x 3/4" 610mm x 610mm x 19mm Tegular edge panel 8 sq. ft. per carton 2 pcs. per carton • 3-dimensional look • Reduces sound by 60% • BioBlock treatment inhibits mold and mildew • Extra sag-resistant • Fire-retardant • Hides, but provides access to pipes, ducts & wiring • Lifetime limited warranty	313 RACACAR 24" x 24" x 3/4" 610mm x 610mm x 19mm Tegular edge panel 8 sq. ft. per carton 2 pcs. per carton • 3-dimensional look • Reduces sound by 60% • BioBlock treatment inhibits mold and mildew • Extra sag-resistant • Fire-retardant • Hides, but provides access to pipes, ducts & wiring • Lifetime limited warranty	314 SOCCER 24" x 24" x 3/4" 610mm x 610mm x 19mm Tegular edge panel 8 sq. ft. per carton 2 pcs. per carton • 3-dimensional look • Reduces sound by 60% • BioBlock treatment inhibits mold and mildew • Extra sag-resistant • Fire-retardant • Hides, but provides access to pipes, ducts & wiring • Lifetime limited warranty	315 SAXOPHONES 24" x 24" x 3/4" 610mm x 610mm x 19mm Tegular edge panel 8 sq. ft. per carton 2 pcs. per carton • 3-dimensional look • Reduces sound by 60% • BioBlock treatment inhibits mold and mildew • Extra sag-resistant • Fire-retardant • Hides, but provides access to pipes, ducts & wiring • Lifetime limited warranty

24" x 48" PANELS Install with grid

			
272 SAHARA 24" x 48" x 5/8" 610mm x 1219mm x 16mm Square edge panel 64 sq. ft. per carton 8 pcs. per carton • Reduces sound by 50% • BioBlock treatment inhibits mold and mildew • Extra sag-resistant • Fire-retardant • Hides, but provides access to pipes, ducts & wiring • 10-year limited warranty	275 CHAPARONE 24" x 48" x 1/2" 610mm x 1219mm x 13mm Square edge panel 64 sq. ft. per carton 8 pcs. per carton • Fire-retardant • Hides, but provides access to pipes, ducts & wiring • 10-year limited warranty	280 PLAIN WHITE 24" x 48" x 1/2" 610mm x 1219mm x 13mm Square edge panel 64 sq. ft. per carton 8 pcs. per carton • Fire-retardant • Hides, but provides access to pipes, ducts & wiring • 10-year limited warranty	297 GRENABLE 24" x 48" x 1/2" 610mm x 1219mm x 13mm Square edge panel 64 sq. ft. per carton 8 pcs. per carton • Fire-retardant • Hides, but provides access to pipes, ducts & wiring • 10-year limited warranty

	
299 GLENWOOD 24" x 48" x 1/2" 610mm x 1219mm x 13mm Square edge panel 64 sq. ft. per carton 8 pcs. per carton • Durable, vinyl-coated surface • Fire-retardant • Hides, but provides access to pipes, ducts & wiring • 10-year limited warranty	

CONTRACTOR CEILINGS For your business

24" x 24" PANELS Install with grid



925

TEXTURED

24" x 24" x 5/8"

610mm x 610mm x 16mm

Regular edge panel

0.55 noise reduction

coefficient

Min. 33 ceiling attenuation

class

Min. 0.80 light reflectance

Class A

Flame spread 25 or under

64 sq. ft. per carton

16 pcs. per carton

• 3-dimensional look

• Reduces sound by 55%

• Fire-retardant

• Hides, but provides

access to pipes, ducts

& wiring

• 5-year limited warranty



934

RANDOM TEXTURED

24" x 24" x 5/8"

610mm x 610mm x 16mm

Regular edge panel

0.55 noise reduction

coefficient

Min. 33 ceiling attenuation

class

Min. 0.80 light reflectance

Class A

Flame spread 25 or under

64 sq. ft. per carton

16 pcs. per carton

• 3-dimensional look

• Reduces sound by 55%

• Fire-retardant

• Hides, but provides

access to pipes, ducts

& wiring

• 5-year limited warranty



935

RANDOM TEXTURED

24" x 24" x 5/8"

610mm x 610mm x 16mm

Square edge panel

0.55 noise reduction

coefficient

Min. 33 ceiling attenuation

class

Min. 0.80 light reflectance

Class A

Flame spread 25 or under

64 sq. ft. per carton

16 pcs. per carton

• Reduces sound by 55%

• Fire-retardant

• Hides, but provides

access to pipes, ducts

& wiring

• 5-year limited warranty



936

BRAVADA II

24" x 24" x 3/4"

610mm x 610mm x 19mm

Regular edge panel

Square edge panel

0.55 noise reduction

coefficient

Min. 33 ceiling attenuation

class

Min. 0.80 light reflectance

Class A

Flame spread 25 or under

48 sq. ft. per carton

12 pcs. per carton

• 3-dimensional look

• Reduces sound by 55%

• Fire-retardant

• Hides, but provides

access to pipes, ducts

& wiring

• 5-year limited warranty



943

TEXTURED

24" x 24" x 5/8"

610mm x 610mm x 16mm

Square edge panel

0.55 noise reduction

coefficient

Min. 33 ceiling attenuation

class

Min. 0.80 light reflectance

Class A

Flame spread 25 or under

64 sq. ft. per carton

16 pcs. per carton

• Reduces sound by 55%

• Fire-retardant

• Hides, but provides

access to pipes, ducts

& wiring

• 5-year limited warranty



954

CLASSIC FINE

TEXTURED

24" x 24" x 3/4"

610mm x 610mm x 19mm

Regular edge panel

0.70 noise reduction

coefficient

Min. 30 ceiling attenuation

class

Min. 0.83 light reflectance

Class A

Flame spread 25 or under

48 sq. ft. per carton

12 pcs. per carton

• 3-dimensional look

• Reduces sound by 70%

• BioBlock treatment

inhibits mold and mildew

• Fire-retardant

• Hides, but provides

access to pipes, ducts

& wiring

• 5-year limited warranty

24" x 48" PANELS Install with grid



403

ESPIRIT FIBERGLASS

24" x 48" x 5/8"

610mm x 1219mm x 16mm

Square edge panel

0.55 noise reduction

coefficient

NIA ceiling attenuation

class

Min. 0.72 light reflectance

Class A

Flame spread 25 or under

128 sq. ft. per carton

16 pcs. per carton

• Reduces sound by 55%

• Extra sag-resistant

• Hides, but provides

access to pipes, ducts

& wiring

• 5-year limited warranty



404

PEBBLE FIBERGLASS

24" x 48" x 5/8"

610mm x 1219mm x 16mm

Square edge panel

0.55 noise reduction

coefficient

Min. 0.85 light reflectance

Class A

Flame spread 25 or under

128 sq. ft. per carton

16 pcs. per carton

• Reduces sound by 55%

• Extra sag-resistant

• Hides, but provides

access to pipes, ducts

& wiring

• 5-year limited warranty



410

SONOFLEX RANDOM

FISSURED FIBERGLASS*

24" x 48" x 5/8"

610mm x 1219mm x 16mm

Square edge panel

0.55 noise reduction

coefficient

Min. 0.75 light reflectance

Class A

Flame spread 25 or under

128 sq. ft. per carton

16 pcs. per carton

• Reduces sound by 55%

• Low overhead clearance

• Cleans easily

• Acoustical

• Ideal for high-humidity

areas

• Fire-Retardant

• Hides, but provides

access to pipes, ducts

& wiring

• 5-year limited warranty



416

SONOFLEX ETCHED

FIBERGLASS*

24" x 48" x 5/8"

610mm x 1219mm x 16mm

Square edge panel

0.55 noise reduction

coefficient

Min. 0.72 light reflectance

Class A

Flame spread 25 or under

128 sq. ft. per carton

16 pcs. per carton

• Reduces sound by 55%

• Low overhead clearance

• Cleans easily

• Ideal for high-humidity

areas

• Fire-Retardant

• Hides, but provides

access to pipes, ducts

& wiring

• 5-year limited warranty



421

SHASTA FIBERGLASS

24" x 48" x 5/8"

610mm x 1219mm x 16mm

Square edge panel

0.50 noise reduction

coefficient

NIA ceiling attenuation

class

Min. 0.75 light reflectance

Class A

Flame spread 25 or under

128 sq. ft. per carton

16 pcs. per carton

• Reduces sound by 50%

• Extra sag-resistant

• Hides, but provides

access to pipes, ducts

& wiring

• 5-year limited warranty



902

TEXTURED*

24" x 48" x 1/2"

610mm x 1219mm x 13mm

Square edge panel

0.45 noise reduction

coefficient

NIA ceiling attenuation

class

Min. 0.80 light reflectance

Class A

Flame spread 25 or under

80 sq. ft. per carton

10 pcs. per carton

• Fire-retardant

• Hides, but provides

access to pipes, ducts

& wiring

• 5-year limited warranty



915

TEXTURED

FIRE GUARD

24" x 48" x 5/8"

610mm x 1219mm x 16mm

Square edge panel

0.55 noise reduction

coefficient

Min. 35 ceiling attenuation

class

Min. 0.80 light reflectance

Class A

Flame spread 25 or under

64 sq. ft. per carton

8 pcs. per carton

• Reduces sound by 55%

• UL-Approved for Fire

Rated Ceiling Assemblies

• Hides, but provides

access to pipes, ducts

& wiring

• 5-year limited warranty

24" x 48" PANELS Install with grid



916

RANDOM TEXTURED

FIRE GUARD

24" x 48" x 5/8"

610mm x 1219mm x 16mm

Square edge panel

0.55 noise reduction

coefficient

Min. 35 ceiling attenuation

class

Min. 0.80 light reflectance

Class A

Flame spread 25 or under

64 sq. ft. per carton

8 pcs. per carton

• Reduces sound by 55%

• UL-Approved for Fire

Rated Ceiling Assemblies

• Hides, but provides

access to pipes, ducts

& wiring

• 5-year limited warranty

